



**Regular Meeting of the Board of Directors of the Port of Oswego Authority**

**Monday, November 18, 2024**

**4:30 PM Meeting**

- 1. Call to Order**
- 2. Motion 11-18-2401: To approve the Minutes of the 09-18-2024 regular monthly meeting (Exhibit A).**
- 3. Administrative Operational Report: (Exhibit B)**
- 4. Administrative Financial Reports: (A) Primary and (B) Subsidiary**  
**Motion 11-18-2402: To accept September's and October's Primary Financial Reports and Subsidiary Financial Reports.**
  - A. Primary Financial Reports: (Exhibit C-1)**
    - Cash Position**
    - Balance Sheet**
    - Profit & Loss Statement**
    - Marina Profit & Loss Statement**
  - B. Subsidiary Financial Reports: (Exhibit C-2)**
    - Monthly Bills**
    - Accounts Payable**
    - Accounts Receivable**
    - Grants Receivable Summary**
    - Loan Summary**
    - Schedule of Assets**
    - Sales Report**
- 5. Chairman's Report**
- 6. Committee Reports**
  - a. Executive Committee**
  - b. Audit and Finance Committee**
  - c. Governance Committee**
  - d. Planning and Development Committee**

**MISSION STATEMENT**

The mission of the Port of Oswego Authority is to serve as an economic catalyst in the *Central New York Development Council District Region* by providing diversified and efficient transportation services and conducting operations in a manner that promotes regional growth and development while being mindful of our responsibility to serve as a steward of the environment.

**7. Old Business**

None.

**8. New Business**

**Supplemental Fee for Engineering and Construction Administration Services for the Port of Oswego Authority 03RED02 - Goble Marina. This explains the increase for the Goble Marina contract with C&S Engineers due to several changes and additional time and efforts in completion of the project in letter dated November 5, 2024 from Mr. Carl Rode (Exhibit D).**

**9. AD HOC MOTIONS REQUIRED AS A RESULT OF MEETING BUSINESS:**

Motion 11-18-240 : To

Motion 11-18-240 : To

**10. Motion 11-18-240 : To adjourn the regular monthly meeting.**

**Next Regular Monthly Board Meeting is scheduled for  
Monday, December 16, 2024 @ 4:30pm**

**MISSION STATEMENT**

The mission of the Port of Oswego Authority is to serve as an economic catalyst in the *Central New York Development Council District Region* by providing diversified and efficient transportation services and conducting operations in a manner that promotes regional growth and development while being mindful of our responsibility to serve as a steward of the environment.

# Exhibit A

**PORT OF OSWEGO AUTHORITY**  
**Regular Monthly Meeting**  
**Wednesday, September 18, 2024**

**CALL TO ORDER:** Mr. Enwright called the meeting to order at approximately 4:30 PM.

**PRESENT:** Francis Enwright - Chairperson, Constance Cosemento - Vice Chairperson, Stan Delia, Dr. John Kares Smith, Diane Zeller and William Scriber.

**ALSO PRESENT:** Pat McMahon - Supervisor of Development & Maintenance, Kim Natoli - Port Employee, Debbie Godden - Accounting Manager, and Tom Schneider.

**PRESENT ON ZOOM:** Lawrence Ordway - Port Counsel with Bousquet Holstein PLLC.

**ABSENT:** Kathleen Macey.

**APPROVAL OF MINUTES**

**Motion 09-18-2401:**

A motion was made by Mrs. Cosemento to approve the minutes of the August 19, 2024 regular monthly meeting at 4:32 PM. Motion was seconded by Ms. Zeller. Motion passed. 5-Aye, 0-Nay.

**ADMINISTRATIVE OPERATIONAL REPORT**

Mr. Scriber, Executive Director, presented the Administrative Operational Report to the Board and addressed any questions or comments at 5:54 PM.

**Report Topics:**

Monthly operations update – August 2024

Update on projects:

- Monthly Report – included.
- US Senator Schumer – meeting with representatives of Legislative Affairs and Economic Development at the Port
- New York State Certificate of Appreciation presented at ribbon-cutting of Goble Marina
- Micron Logistics and Transportation Committee Meeting
- Micron Steering Committee Meeting
- NETDMR – Discharge Monitoring Report
- The DeLong Co., Inc. – onsite meeting on upcoming grain season
- Oswego County – meeting to discuss strategy for Micron and preparations in the County
- Loader Bids – will reduce monthly payments!
- Port of Oswego Authority Marketing – updated marketing material for BreakBulk America 2024
- Named to the 2024 Transportation Power 100 – #43

**DISCUSSIONS ON TOPICS FROM ADMINISTRATIVE OPERATIONAL REPORT**

Mr. Enwright inquired about the Marina building for storage purposes. Mr. Scriber stated that employees are looking at the issues now.

**ADMINISTRATIVE FINANCIAL REPORTS**

**Motion 08-19-2402:** A motion was made by Ms. Zeller to accept August's financial reports as presented at 4:43 PM. Motion seconded by Dr. Kares Smith. Motion passed. 5-Aye, 0-Nay.

Primary Financial Reports

- Cash Position
- Balance Sheet
- Profit & Loss Statement
- Marina Profit & Loss Statement

Subsidiary Financial Reports

- Monthly Bills
- Accounts Payable
- Accounts Receivable
- Grants Receivable Summary
- Loan Summary
- Schedule of Assets
- Sales Report

Mr. Delia reviewed financial statements ending August 31, 2024 with Board members, including the cash position, balance sheet, profit/loss statement, cash position differences between this year and last year, however, the asset line has increased and that is due to grants receivable.

Mrs. Godden spoke about the Grants Receivable Summary that was created so that Board members could view what funds that will be incoming to the Port. The Port has already expended the funds to complete work, pay contractors, then submit to various grants to get reimbursed and that is now reflected in the monthly financials. The expenses have already taken place, now this would be the money coming in to reimburse the Port (money out, money in).

The balance sheet is maintaining stability. Mr. Delia compared budgeted amounts versus actual amounts.

Mr. Scriber explained that market trends can change drastically and described a revenue push that was not anticipated with over 230 railcars transporting approximately 20,000 metric tons of aluminum (approximately 24,000 ingots) from a new customer between now and December 31, 2024.

Mr. Delia inquired about the Imprest fund and vendors. Mr. Scriber explained that as a State Authority, the Port is required to adhere to Minority and Women-Owned Business Enterprise (MWBE) and Service-Disabled Veteran Owned Business (SDVOB) purchasing requirements, and if possible, purchase through those vendors.

**Chairman's Report:** No report per Mr. Enwright.

**COMMITTEE REPORTS:**

**Executive Committee:** No report per Mrs. Cosemento.

**Audit and Finance Committee:** No report per Mr. Delia.

**Governance Committee:** No report per Dr. Kares Smith.

**Planning and Development Committee:** No report (Ms. Macey was absent).

**OLD BUSINESS**

None.

**NEW BUSINESS:**

**Motion 09-18-2403:** A motion was made by Mrs. Cosemento to award Mid-Country Machinery, who is the lowest responsible bidder, which met all New York State requirements, for one (1) articulating wheel loader, and to approve and authorize the Executive Director to purchase, and to sign and complete any and all necessary paperwork for the purchase and enter into a lease agreement at 4:50 PM (Exhibit D). Motion seconded by Ms. Zeller. Motion passed. 5-Aye, 0-Nay.

Mr. Scriber explained that the cost of equipment has increased between 25% and 66% over the last several years. With the new loader, costs will be decreased by approximately \$1,000.00 per month with the presented lease than the current lease. The loader has a five (5) year/5,000-hour warranty period; the entire lease period will have warranty coverage. It will defer any major expense with equipment, reduce monthly costs, and will give the Port a piece of equipment that at the end of the lease period can be purchased or returned for another piece of equipment.

**Motion 09-18-2404:** A motion was made by Ms. Zeller to move to Executive Session for discussion of contracts with Port counsel. Dr. Kares Smith seconded the motion at 4:50 PM. Motion passed. 5-Aye, 0-Nay.

**Motion 09-18-2405:** A motion was made by Ms. Zeller to resume the regular monthly meeting at 5:50 PM. Motion seconded by Dr. Kares Smith. Motion passed. 5-Aye, 0-Nay.

**ACTION AS THE RESULT OF EXECUTIVE SESSION**

**Motion 09-18-2406:** A motion was made by Mrs. Cosemento for the Port of Oswego Authority Board of Directors to approve adjusting the Executive Director's compensation as advised for the remaining pay periods that include time worked through December 31, 2024 at 5:54 PM. Motion seconded by Dr. Kares Smith. Motion passed. 5-Aye, 0-Nay.

**ADJOURNMENT**

**Motion 09-18-2407:** A motion was made by Ms. Zeller to adjourn the regular monthly meeting at 5:56 PM. Motion seconded by Mr. Delia. Motion passed. 5-Aye, 0-Nay.

---

Mr. Francis Enwright, Chairperson

# Exhibit B



## **Administrative and Operations Report**

*November 2024*

**William W. Scriber, Executive Director**

- Monthly (September & October 2024) operations update – **see attached**
- U.S. Senator Schumer – call with Senator’s Schumer office on PIDP grant
- Wilf Seymour Barge on October 3<sup>rd</sup> & November 7<sup>th</sup>; Evans Spirit in Port on October 9<sup>th</sup>
- Novelis – visit to the Port
- Micron Steering Committee Meeting – attended 11/04/2024 meeting
- Rail Scale Inspection – pit inspection and update on progress
- The DeLong Co., Inc. – onsite gathering on Thursday, September 26<sup>th</sup> with local farmers
- Foreign Trade Zone – meeting with FTZ Planning Committee for Information Event – **see attached**
- New Loader – delivered to the Port
- Army Corps of Engineers – visit on Wednesday, October 2<sup>nd</sup> , included Lt. Commander – **see attached**
- Breakbulk Americas 2024 Convention – October 15<sup>th</sup> – 17<sup>th</sup> in Houston, Texas
- Interview with St. Lawrence Seaway Administrator Adam Tindall-Schlicht
- Working on transloading rail → truck for new aluminum customer
- Update on U.S. Border Patrol property – **see attached**
- Fitzgibbons Property – exploratory excavation for drainage issues



TO: BOARD OF DIRECTORS  
 FROM: George Lloyd  
 SUBJECT: September 2024  
 Activity Report

Totals						
	# In	# Out	Total # In/Out	MT In	MT Out	Total MT In/Out
Trucks	52	149	201	1025.269	4721.621	5746.890
Railcars	4	0	4	338.690	0.000	338.690
Vessels	1	0	1	3699.002	0.000	3699.002
<b>Grand Totals</b>	<b>57</b>	<b>149</b>	<b>206</b>	<b>5062.961</b>	<b>4721.621</b>	<b>9784.582</b>

	Company	ST	MT	In/Out	Mode	#
Potash	Nutrien Ag Solutions	0.00	0.000	Inbound	Vessel	0
	Nutrien Ag Solutions	0.00	0.000	Inbound	Railcar	0
	Nutrien Ag Solutions	177.97	161.452	Outbound	Trucks	5
Delong Grain	Soybeans	256.74	232.910	Inbound	Trucks	8
	Soybeans	0.00	0.000	Inbound	Railcar	0
	Soybeans	0.00	0.000	Outbound	Trucks	0
	Soybeans	0.00	0.000	Outbound	Railcar	0
	Soybeans	0.00	0.000	Outbound	Vessel	0
	Corn	0.00	0.000	Inbound	Trucks	0
	Corn	0.00	0.000	Inbound	Railcar	0
	Corn	0.00	0.000	Outbound	Trucks	0
	Corn	0.00	0.000	Outbound	Railcar	0
	Corn	0.00	0.000	Outbound	Vessel	0
Aluminum	Marubeni	2424.28	2199.289	Inbound	Vessel	1
	Marubeni	0.00	0.000	Inbound	Railcar	0
	Marubeni	1873.83	1699.909	Outbound	Trucks	53
	ARG	0.00	0.000	Inbound	Vessel	0
	ARG	0.00	0.000	Inbound	Trucks	0
	ARG	0.00	0.000	Inbound	Railcar	0
	ARG	0.00	0.000	Outbound	Trucks	0
	Glencore	1653.13	1499.713	Inbound	Vessel	1
	Glencore	1979.11	1795.417	Outbound	Trucks	57
	Glencore	0.00	0.000	Inbound	Railcar	0
	Glencore	0.00	0.000	Inbound	Trucks	0
	Goldman	0.00	0.000	Inbound	Vessel	0
	Goldman	0.00	0.000	Inbound	Railcar	0
	Goldman	0.00	0.000	Inbound	Trucks	0
	Goldman	0.00	0.000	Outbound	Trucks	0
	Goldman	0.00	0.000	Outbound	Railcar	0
	Gunvor	0.00	0.000	Inbound	Vessel	0
	Gunvor	440.98	400.050	Outbound	Trucks	13
	Gunvor	0.00	0.000	Outbound	Railcar	0
	Gunvor	373.34	338.690	Inbound	Railcar	4
Gunvor	873.43	792.359	Inbound	Trucks	44	
IXM	0.00	0.000	Inbound	Vessel	0	
IXM	0.00	0.000	Inbound	Trucks	0	
IXM	0.00	0.000	Inbound	Railcar	0	

	IXM	0.00	0.000	Outbound	Trucks	0
	Mitsubishi	732.81	664.794	Outbound	Trucks	21
	Mitsubishi	0.00	0.000	Inbound	Trucks	0
	Mitsubishi	0.00	0.000	Inbound	Vessel	0
	Mitsubishi	0.00	0.000	Inbound	Railcar	0
	Hartree	0.00	0.000	Inbound	Vessel	0
	Hartree	0.00	0.000	Inbound	Trucks	0
	Hartree	0.00	0.000	Outbound	Trucks	0
	Hartree	0.00	0.000	Outbound	Railcar	0
	Hartree	0.00	0.000	Inbound	Railcar	0
	Alcoa	0.00	0.000	Inbound	Vessel	0
	Novelis Ingots	0.00	0.000	Inbound	Vessel	0
	Novelis Ingots	0.00	0.000	Outbound	Trucks	0
	Novelis Ingots	0.00	0.000	Inbound	Trucks	0
	Novelis Ingots	0.00	0.000	Inbound	Railcar	0
	Novelis Ingots	0.00	0.000	Outbound	Railcar	0
	Novelis Transfer Loads	0.00	0.000	Outbound	Trucks	0
Dean Marine Rock/Stone	Rock/Stone	0.00	0.000	Inbound	Railcar	0

TO: BOARD OF DIRECTORS  
 FROM: George Lloyd  
 SUBJECT: October 2024 Activity Report

Totals						
	# In	# Out	Total # In/Out	MT In	MT Out	Total MT In/Out
Trucks	269	230	499	7229.841	10513.537	17743.378
Railcars	69	0	69	6235.347	0.000	6235.347
Vessels	2	0	2	7896.611	0.000	7896.611
<b>Grand Totals</b>	<b>340</b>	<b>230</b>	<b>570</b>	<b>21361.799</b>	<b>10513.537</b>	<b>31875.336</b>

	Company	ST	MT	In/Out	Mode	#
Potash	Nutrien Ag Solutions	0.00	0.000	Inbound	Vessel	0
	Nutrien Ag Solutions	0.00	0.000	Inbound	Railcar	0
	Nutrien Ag Solutions	4146.30	3761.457	Outbound	Trucks	12
Delong Grain	Soybeans	7926.53	7190.821	Inbound	Trucks	267
	Soybeans	0.00	0.000	Inbound	Railcar	0
	Soybeans	0.00	0.000	Outbound	Trucks	0
	Soybeans	0.00	0.000	Outbound	Railcar	0
	Soybeans	0.00	0.000	Outbound	Vessel	0
	Corn	0.00	0.000	Inbound	Trucks	0
	Corn	0.00	0.000	Inbound	Railcar	0
	Corn	0.00	0.000	Outbound	Trucks	0
	Corn	0.00	0.000	Outbound	Railcar	0
	Corn	0.00	0.000	Outbound	Vessel	0
Aluminum	Marubeni	2204.10	1999.550	Inbound	Vessel	1
	Marubeni	0.00	0.000	Inbound	Railcar	0
	Marubeni	1872.63	1698.820	Outbound	Trucks	54
	ARG	550.58	499.484	Inbound	Vessel	1
	ARG	0.00	0.000	Inbound	Trucks	0
	ARG	0.00	0.000	Inbound	Railcar	0
	ARG	0.00	0.000	Outbound	Trucks	0
	Glencore	3305.31	2998.557	Inbound	Vessel	2
	Glencore	2429.37	2203.886	Outbound	Trucks	73
	Glencore	0.00	0.000	Inbound	Railcar	0
	Glencore	0.00	0.000	Inbound	Trucks	0
	Goldman	0.00	0.000	Inbound	Vessel	0
	Goldman	0.00	0.000	Inbound	Railcar	0
	Goldman	0.00	0.000	Inbound	Trucks	0
	Goldman	496.19	450.136	Outbound	Trucks	15
	Goldman	0.00	0.000	Outbound	Railcar	0
	Gunvor	0.00	0.000	Inbound	Vessel	0
	Gunvor	0.00	0.000	Outbound	Trucks	0
	Gunvor	0.00	0.000	Outbound	Railcar	0
	Gunvor	6873.30	6235.347	Inbound	Railcar	69
Gunvor	43.01	39.020	Inbound	Trucks	2	
IXM	0.00	0.000	Inbound	Vessel	0	
IXM	0.00	0.000	Inbound	Trucks	0	
IXM	0.00	0.000	Inbound	Railcar	0	

	IXM	0.00	0.000	Outbound	Trucks	0
	Mitsubishi	2644.71	2399.239	Outbound	Trucks	76
	Mitsubishi	0.00	0.000	Inbound	Trucks	0
	Mitsubishi	2644.44	2399.020	Inbound	Vessel	2
	Mitsubishi	0.00	0.000	Inbound	Railcar	0
	Hartree	0.00	0.000	Inbound	Vessel	0
	Hartree	0.00	0.000	Inbound	Trucks	0
	Hartree	0.00	0.000	Outbound	Trucks	0
	Hartree	0.00	0.000	Outbound	Railcar	0
	Hartree	0.00	0.000	Inbound	Railcar	0
	Alcoa	0.00	0.000	Inbound	Vessel	0
	Novelis Ingots	0.00	0.000	Inbound	Vessel	0
	Novelis Ingots	0.00	0.000	Outbound	Trucks	0
	Novelis Ingots	0.00	0.000	Inbound	Trucks	0
	Novelis Ingots	0.00	0.000	Inbound	Railcar	0
	Novelis Ingots	0.00	0.000	Outbound	Railcar	0
	Novelis Transfer Loads	0.00	0.000	Outbound	Trucks	0
Dean Marine Rock/Stone	Rock/Stone	0.00	0.000	Inbound	Railcar	0

# GET YOUR BUSINESS *IN THE ZONE!*

Learn how your business can save money, cash flow, and time by using a Foreign Trade Zone.

A joint presentation by the Port of Oswego, Operation Oswego County, the Onondaga County Office of Economic Development, Greater Oswego-Fulton Chamber Of Commerce and SUNY Oswego.

**NOTICE**  
THIS IS A U.S.  
FOREIGN-TRADE ZONE

- Pay NO DUTY while in an FTZ until products released—Saves cash flow!
- There's NO TIME LIMIT FOR STORAGE like bonded warehouses—Goods can stay there indefinitely!
- No quota restrictions—Goods can be entered into U.S. Commerce at any time!
- Streamline logistics!

Get all the answers at this FREE event:

**CNY Regional FTZ Conference**  
10:00 a.m. – Noon  
Wednesday, Nov. 20

Sheldon Hall Ballroom  
301 Washington Blvd.  
SUNY Oswego  
FREE Parking

To register:  
<https://bit.ly/4f8CmLZ>



## Speakers:

**Len Rauch,**  
Senior Economic Development Specialist, Onondaga County Office of Development – Foreign Trade Zone 90

**Cindi Kavanaugh,**  
CCS, CCLS, CES, CZS, LCB,  
Senior Consultant, Mohawk Global Trade Advisors

**Robert Stein,**  
LCB, CCS, Vice President,  
Braumiller Consulting Group

**William Scriber,**  
CEO, Executive Director,  
Port of Oswego Authority





**2 October 2024**

When	What	Where	Who	Additional Info
0730-0930	White space/PT			
0930-1030	Travel to Oswego Port Authority	East 2 <sup>nd</sup> St 13126		
1030-1130	Meeting with Oswego Port Authority		Main Party plus stakeholders	Amanda Meyer, Lex Barker, Rick Andol
1130-1145	Travel to Lunch	29 E 1 <sup>st</sup> . Street 13126		
1130-1230	Lunch @ The Press Box		Main Party – All welcome	
1230-1245	Travel to Fort Oswego	1 E 4th St, 13126		
1245-1345	Tour Fort Oswego			Matthew MacVittie- Site Manager
1345-1400	Travel to Home 2 Suites Oswego	252 NY 104, 13126		
1400-1700	White Space			
<b>RON</b>				

**3 Oct 2024**

When	What	Where	Who	Additional Info
0730-1030	Travel to Moses Saunders Power Dam	Barnhart Island Rd, 13662	Main Party	
1030-1130	Tour Power Dam		Main Party plus	Patrick Davis, Operations Superintendent Andy Boulais, Regional Manager
1130-1200	Travel to Twinleaf Akwesasne	18 NY-37, 13655	Main Party	
1200-1300	Lunch	TBD		Lunch with Tony David, Eric Hannes
1300-1315	Travel to Akwesasne Mohawk Tribe	873 NY-37, 13655		
1330-1430	Meet with Mohawk Tribal Leaders		Main Party Plus Stakeholders	Tribal chiefs and environmental team, Eric Hannes
1430-1530	Meet w/Tony David & Environmental Team			

**PORT OF OSWEGO**  
AUTHORITY



October 31, 2024

Hon. Thomas P. DiNapoli  
Comptroller  
Office of the State Comptroller  
110 State Street  
Albany, New York 12236

Hon. Jeffrey H. Pearlman  
Director  
New York State Authorities Budget Office  
P.O. Box 2076  
Albany, New York 12220

Hon. Carl E. Heastie  
Speaker  
New York State Assembly  
Legislative Office Building, Room 932  
Albany, New York 12248

Hon. Andrea Stewart-Cousins  
President Pro Tempore  
New York State Senate  
Legislative Office Building, Room 907  
Albany, New York 12247

Hon. Jeanette M. Moy  
Commissioner of General Services  
Office of General Services  
Corning Tower, Empire State Plaza  
Albany, New York 12242

Hon. Blake G. Washington  
Budget Director  
New York State Division of Budget  
State Capitol  
Albany, New York 12224

**Re: Statement Pursuant to Public Authorities Law § 2897(6)(d)  
Port of Oswego Authority**

Dear Sir or Madam,

The Port of Oswego Authority (the "**Port**") provides this explanatory statement pursuant to NYS Public Authorities Law § 2897(6)(d) regarding the Port's sale of 19 E. Schuyler St., Oswego, NY 13126 (the "**Property**") to the Vinegar Hill, LLC ("**Buyer**"), which has been the Port's tenant at the Property for more than two decades.

The Port is in the City of Oswego on Lake Ontario and is the first United States port of call and deepwater port on the Great Lakes from the St. Lawrence Seaway. The Port's mission statement (the "**Port's Mission**") is to serve as an economic catalyst in the Central New York Development Council District Region by providing diversified and efficient transportation services and conducting operations in a manner that promotes regional and international growth and development while being mindful of our responsibility to serve as a steward of the environment.

The Port leased the Property to Buyer's predecessor-tenant pursuant to a lease dated September 18, 2003, which together with its amendments is referred to herein as the "**Lease**." Less than a year later, Buyer received all right, title, and interest in and under the Lease pursuant to an assignment dated July 1, 2004. Buyer developed and improved the Property and, subsequently, subleased it to Buyer's own tenant.

1 East Second Street, Oswego, NY 13126  
315.343.4503 | [www.PortOswego.com](http://www.PortOswego.com)

*"New York's only Port on Lake Ontario"*

**PORT OF OSWEGO**  
AUTHORITY



The Port provides the following information regarding its sale of the Property to Buyer as required under the NYS Public Authorities Law and guidance from the NYS Authorities Budget Office:

1. The parties involved in this property transaction are the Port of Oswego Authority, which is a Public Authority of the State of New York with an address of 1 East 2nd St., Oswego, NY 13126, and Vinegar Hill, LLC, which is a New York State Limited Liability Company with an address of The Atrium, 2 Clinton Square, Suite 120, Syracuse, NY 13202.

2. The Port and Buyer executed an Agreement of Purchase and Sale dated July 17, 2024 (the "**Contract**") providing for the Port's sale of the Property to Buyer in exchange for \$200,000.00 (the "**Purchase Price**"). The Contract also requires, as Buyer's closing costs, that Buyer pay the NYS Real Estate Transfer Tax due, all recording costs, and the Port's attorneys' fees (the Purchase Price together with Buyer's closing costs is the "**Consideration**"). The Port is disposing of the Property through negotiation because the Consideration will significantly contribute to advancing the Port's Mission, while owning the Property and collecting rent over a long lease term does not have the same positive financial impact for the Port. Moreover, the Port's Mission does not include operating as a landlord and the Consideration will make a meaningful impact on the Port's advancement.

3. The Property is in the City of Oswego, County of Oswego, and State of New York and it is commonly known as 19 E. Schuyler St., Oswego, NY 13126 and as City of Oswego Tax Map No. 128.39-01-01.02.

4. The estimated fair market value of the Property is \$200,000.00 based on an appraisal that a NYS Certified Appraiser with Appraisal Research, Inc. completed and dated February 27, 2024. The Consideration exceeds \$200,000.00.

5. The Property is approximately 1.44 acres in size.

6. The Port and Buyer expect to close in the first quarter of 2025 on a date that is at least 90 days from the date of this explanatory statement.

Thank you for your consideration in this matter.

Very truly yours,

**PORT OF OSWEGO AUTHORITY**

A handwritten signature in blue ink, appearing to read "William W. Scriber", is written over a horizontal line. The signature is fluid and cursive.

By: William W. Scriber

Its: Executive Director – CEO

1 East Second Street, Oswego, NY 13126  
315.343.4503 | [www.PortOswego.com](http://www.PortOswego.com)

*"New York's only Port on Lake Ontario"*

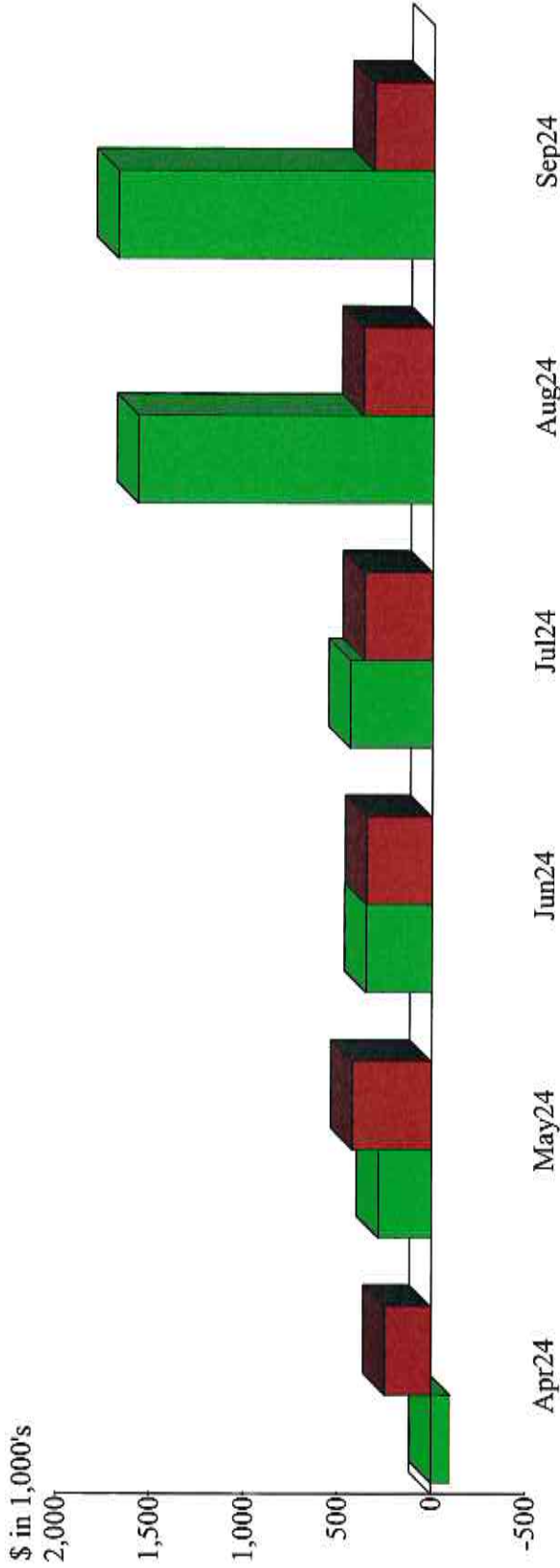
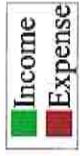
7188391



# Exhibit C-1

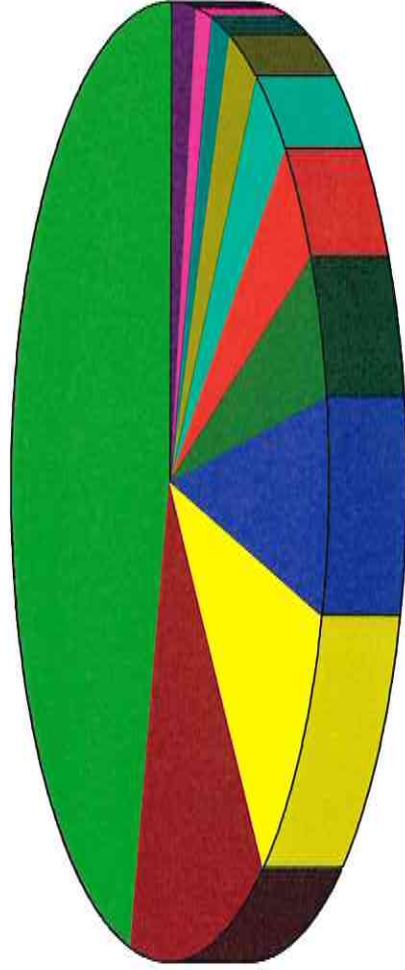
September 2024

Income and Expense by Month  
April through September 2024



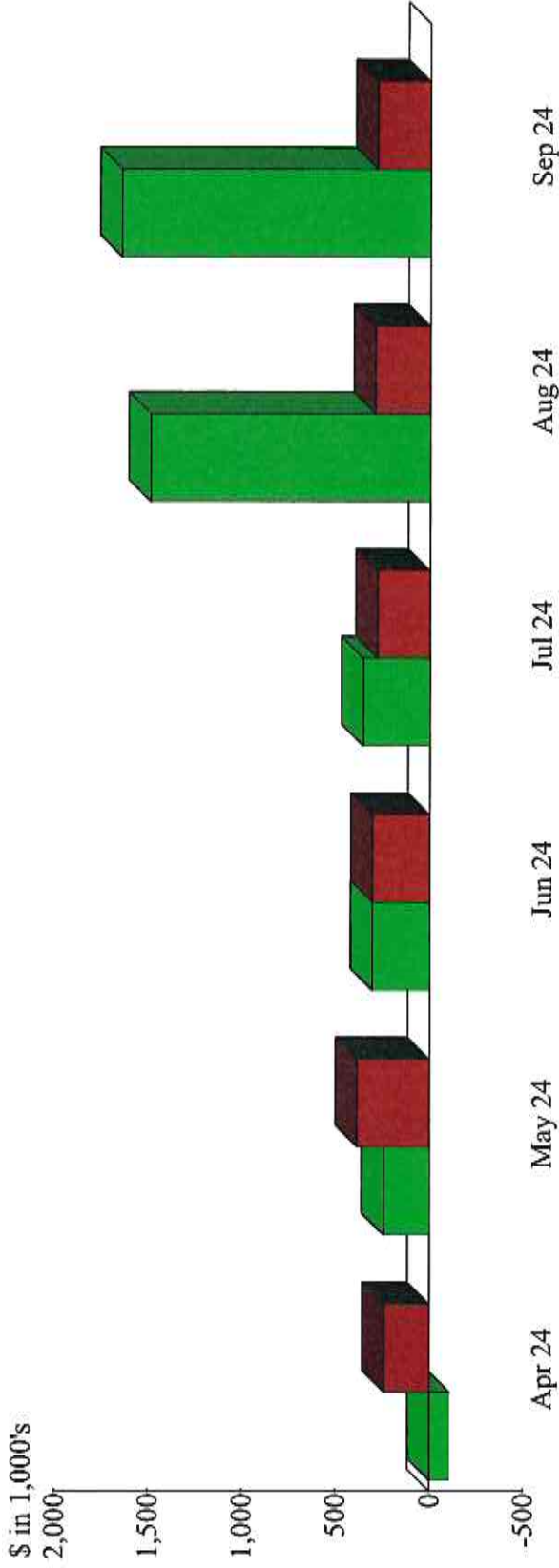
Income Summary  
April through September 2024

9000017 · FEMA DR 4348	46.16%
4800000 · Marina Income	14.01
4400000 · Rental	10.40
4600000 · Stevedoring	7.33
4000000 · Storage	4.94
4300000 · Loading and Unloading	4.56
4500000 · Misc Income	3.86
9001400 · REDI - Goble Marina	3.15
4200000 · Wharfage	1.97
9000001 · Grant - Agricultural Center	1.75
Other	1.88
<b>Total</b>	<b>\$4,215,899.54</b>



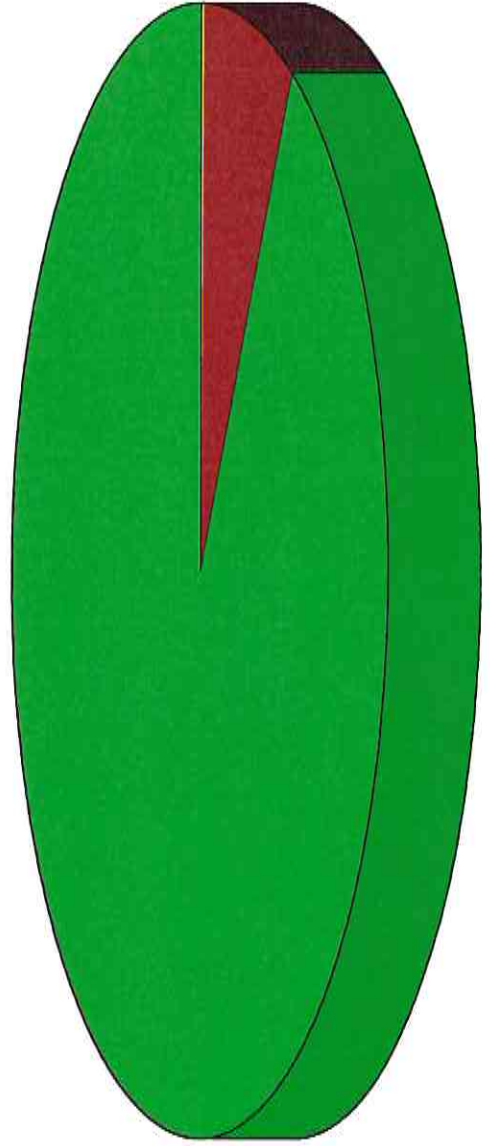
By Account

Income and Expense by Month  
April through September 2024



Income Summary  
April through September 2024

Port	92.03%
Marina	7.91
RV Park	0.07
Total	\$3,935,781.32



By Class

**Port of Oswego Authority**  
**Cash Position**  
 As of September 30, 2024

	<u>Beginning Balance</u>	<u>Debit</u>	<u>Credit</u>	<u>Net Change</u>	<u>Ending Balance</u>
<b>1000600 · Imprest Fund - Key Bank</b>					
Total 1000600 · Imprest Fund - Key Bank	113,901.64	1,507,532.91	1,471,050.35	36,482.56	150,384.20
<b>1000700 · Health Fund - Key Bank</b>					
Total 1000700 · Health Fund - Key Bank	353.78	10,000.00	8,717.29	1,282.71	1,636.49
<b>1001000 · Comptroller Fund - Key Bank</b>					
Total 1001000 · Comptroller Fund - Key Bank	63,655.35	805,554.25	859,930.37	-54,376.12	9,279.23
<b>1001001 · Gen. State Checking - Key Bank</b>					
Total 1001001 · Gen. State Checking - Key Bank	282,148.99	855,225.93	676,221.60	179,004.33	461,153.32
<b>1001500 · Key Money Market</b>					
Total 1001500 · Key Money Market	80,826.32	53.83	0.00	53.83	80,880.15
<b>TOTAL</b>	<u>540,886.08</u>	<u>3,178,366.92</u>	<u>3,015,919.61</u>	<u>162,447.31</u>	<u>703,333.39</u>

**Port of Oswego Authority**  
**Balance Sheet**  
As of September 30, 2024

	Sep 30, 24	Sep 30, 23	\$ Change
<b>ASSETS</b>			
<b>Current Assets</b>			
<b>Checking/Savings</b>			
1000100 · Petty Cash	128.19	200.00	-71.81
1000300 · Oswego Marina - Register fund	600.00	600.00	0.00
1000600 · Imprest Fund - Key Bank	150,384.20	247,141.85	-96,757.65
1000700 · Health Fund - Key Bank	1,636.49	788.39	848.10
1001000 · Comptroller Fund - Key Bank	9,279.23	22,397.36	-13,118.13
1001001 · Gen. State Checking - Key Bank	461,153.32	1,105,835.09	-644,681.77
1001500 · Key Money Market	80,880.15	83,158.41	-2,278.26
1003200 · CD - Wtrline Maint Fund	10,457.29	0.00	10,457.29
1003300 · CD - Bldg Rehab Fund	101,000.51	88,615.51	12,385.00
<b>Total Checking/Savings</b>	<b>815,519.38</b>	<b>1,548,736.61</b>	<b>-733,217.23</b>
<b>Accounts Receivable</b>			
1100000 · Accounts Receivable	186,161.48	329,626.76	-143,465.28
<b>Total Accounts Receivable</b>	<b>186,161.48</b>	<b>329,626.76</b>	<b>-143,465.28</b>
<b>Other Current Assets</b>			
1100103 · Accounts Receivable Other	995.04	995.04	0.00
1100104 · Short term Lease Receivable	363,667.74	147,710.42	215,957.32
1201000 · Prepaid Insurance	14,189.01	14,968.79	-779.78
1202000 · Prepaid expense	193.05	193.05	0.00
1210000 · Inventory Asset	19,259.03	22,266.93	-3,007.90
1300000 · Grant Receivable	2,056,236.40	2,729.07	2,053,507.33
1400000 · Cont. Stab. Prog. Reserve	19,003.00	0.00	19,003.00
1499000 · Undeposited Funds	5,946.87	8,979.08	-3,032.21
<b>Total Other Current Assets</b>	<b>2,479,490.14</b>	<b>197,842.38</b>	<b>2,281,647.76</b>
<b>Total Current Assets</b>	<b>3,481,171.00</b>	<b>2,076,205.75</b>	<b>1,404,965.25</b>
<b>Fixed Assets</b>			
1502000 · Land & Land Impr-Capital Assets	14,074,827.75	14,074,827.75	0.00
1502050 · Land & Land Impr-Held for Lease	1,720,082.91	1,537,131.13	182,951.78
1502100 · Alcan Water Line	1.00	1.00	0.00
1502300 · Bldgs & Improvem-Capital Assets	8,515,160.43	8,519,141.43	-3,981.00
1502350 · Bldgs & Improvem-Held for Lease	4,060,508.32	4,043,402.88	17,105.44
1502400 · Office Equipment & Furniture	489,831.94	473,841.90	15,990.04
1502500 · Operating Equipment	3,523,431.91	3,672,564.57	-149,132.66
1502501 · Equipment - Marina	316,721.60	305,221.60	11,500.00
1502550 · Lease Assets	650,694.19	434,701.63	215,992.56
1502555 · Accumulated Amortization	-79,421.12	-64,865.10	-14,556.02
1502600 · Computer Software	32,872.24	32,872.24	0.00
1502800 · Acc Dep-Bldg & Impr-Cap Assets	-6,906,904.54	-6,722,169.54	-184,735.00
1502850 · Acc Dep Bldg & Impr-Held for Le	-2,445,921.00	-2,331,837.00	-114,084.00
1502900 · Acc Dep - Operating Equip	-2,451,505.33	-2,554,080.33	102,575.00
1502905 · Acc Dep - Marina equipment	-238,569.00	-239,567.00	998.00

**Port of Oswego Authority**  
**Balance Sheet**  
As of September 30, 2024

	Sep 30, 24	Sep 30, 23	\$ Change
1503000 · Acc Dep - Office Equipment	-468,900.46	-462,481.46	-6,419.00
1503100 · Acc Dep-Land & Impr-Cap Assets	-8,623,469.11	-8,048,916.11	-574,553.00
1503101 · Acc Dep - Computer Software	-32,872.00	-32,872.00	0.00
1503150 · Acc Dep Land & Impr-Held for Le	-166,594.00	-96,532.00	-70,062.00
1503200 · Acc Dep - Lease Asset	-158,555.00	-158,555.00	0.00
1503600 · Equipment - New or Replacement	5,873.58	51,757.49	-45,883.91
1504000 · Cap Imp-Osw.Marina bldg update	13,096.72	0.00	13,096.72
1504200 · Cap Imp - Warehouse roof	38,790.00	0.00	38,790.00
1504900 · Cap Imp - Gas Dock improvements	0.00	1,031.76	-1,031.76
1505600 · Cap Imp - Agricultural Center	14,685,155.03	14,561,678.65	123,476.38
1505700 · Cap Imp - Marina Pumpout System	11,066.79	0.00	11,066.79
1505800 · Cap Imp - Railcar conveyor	0.00	11,546.14	-11,546.14
1506000 · Cap Imp - Marina sewer imprvmt	7,840.00	0.00	7,840.00
1506400 · Cap Imp - Warehouse doors	0.00	17,105.44	-17,105.44
1506401 · Cap Imp - Elect. Railcar Mover	3,240.00	0.00	3,240.00
1506600 · Cap Imp - RV Park	0.00	117,690.24	-117,690.24
1507300 · Cap Imp - Scales	0.00	93,603.23	-93,603.23
1507800 · Cap Imp - FEMA-West 2017	2,754,605.20	377,425.42	2,377,179.78
1507802 · Cap Imp - FEMA-East 2017	1,689,658.29	1,649,705.43	39,952.86
1508600 · Cap Imp-REDI 19515-Goble Marina	2,085,667.04	1,406,150.15	679,516.89
<b>Total Fixed Assets</b>	<b>33,106,413.38</b>	<b>30,669,524.54</b>	<b>2,436,888.84</b>
<b>Other Assets</b>			
1100105 · Long Term Lease Receivable	1,133,470.62	1,025,645.36	107,825.26
1100106 · Interest Receivable	3,277.41	2,337.06	940.35
1800000 · Pension - Deferred Outflow	416,815.00	-190,195.00	607,010.00
1800001 · Deferred Outflow - OPEB	251,739.00	385,391.00	-133,652.00
<b>Total Other Assets</b>	<b>1,805,302.03</b>	<b>1,223,178.42</b>	<b>582,123.61</b>
<b>TOTAL ASSETS</b>	<b>38,392,886.41</b>	<b>33,968,908.71</b>	<b>4,423,977.70</b>
<b>LIABILITIES &amp; EQUITY</b>			
<b>Liabilities</b>			
<b>Current Liabilities</b>			
<b>Accounts Payable</b>			
2000100 · Accounts Payable	737,348.34	114,640.87	622,707.47
<b>Total Accounts Payable</b>	<b>737,348.34</b>	<b>114,640.87</b>	<b>622,707.47</b>
<b>Credit Cards</b>			
2000101 · Key Bank - Bill Mastercard	3,504.26	2,523.74	980.52
2000103 · Lowe's credit card	35.85	263.53	-227.68
<b>Total Credit Cards</b>	<b>3,540.11</b>	<b>2,787.27</b>	<b>752.84</b>
<b>Other Current Liabilities</b>			
2000200 · Retainage Payable	108,673.88	114,482.98	-5,809.10
2000300 · Accounts Payable Other	50,525.68	587.01	49,938.67
2000610 · Deposits received	25,000.00	20,000.00	5,000.00
2000700 · Refund payable	181,658.15	0.00	181,658.15

**Port of Oswego Authority**  
**Balance Sheet**  
As of September 30, 2024

	<u>Sep 30, 24</u>	<u>Sep 30, 23</u>	<u>\$ Change</u>
2001000 · Accrued Salaries	37,372.40	37,502.49	-130.09
2001200 · Accrued Compensation	74,102.28	58,468.03	15,634.25
2001600 · Accrued NYS Retirement Withheld	1,346.68	1,070.01	276.67
2001700 · NYS Retirement Loan Withheld	722.00	836.00	-114.00
2001800 · NYS Retirement Arrears Withheld	614.26	0.00	614.26
2002700 · Accrued NYS PFL withheld	1,954.97	1,670.27	284.70
2003000 · #1570A Pension Fund	17,031.00	28,923.88	-11,892.88
2003100 · 1570 1% Checkoff Withheld	222.34	407.66	-185.32
2003200 · 1570 1/10% Checkoff Withheld	22.19	40.76	-18.57
2003300 · 1570A 9/10% Checkoff Withheld	200.07	366.98	-166.91
2003401 · 1570A Local Dues Withheld	405.50	732.27	-326.77
2003800 · Deferred Comp Liability	623.71	0.00	623.71
2004500 · Accrued Mass Mutual withheld	-401.52	-335.50	-66.02
2005600 · Payments on Insurance Claims	961.95	961.95	0.00
2005700 · Short Term Lease Liability	174,660.90	115,652.95	59,007.95
2502300 · Note Payable-SANY Wheel Loader	223,323.48	0.00	223,323.48
2550000 · Sales Tax Payable	-9,052.12	-4,597.83	-4,454.29
<b>Total Other Current Liabilities</b>	<u>889,967.80</u>	<u>376,769.91</u>	<u>513,197.89</u>
<b>Total Current Liabilities</b>	<u>1,630,856.25</u>	<u>494,198.05</u>	<u>1,136,658.20</u>
<b>Long Term Liabilities</b>			
2500400 · NYS Retirement Employer Contri	0.00	10,289.00	-10,289.00
2500500 · Advances from NYS	3,405,925.71	3,455,925.71	-50,000.00
2500600 · Vehicle Note Payable	41,524.48	48,363.89	-6,839.41
2501400 · OPEB liability	1,655,480.00	1,559,497.00	95,983.00
2501700 · LOC 1753 Pathfinder-Goble/FEMA	830,401.71	183,948.03	646,453.68
2502200 · Note Payable-SANY Forklift-LEAF	392,764.95	458,630.43	-65,865.48
2503500 · Long Term Lease Liability	244,549.20	99,090.47	145,458.73
2600000 · Net Pension Liability - ERS	491,403.00	-187,532.00	678,935.00
2800001 · Deferred Inflow - OPEB	878,276.00	1,084,415.00	-206,139.00
2800002 · Deferred Inflow - Lessor	1,420,140.57	1,131,499.94	288,640.63
<b>Total Long Term Liabilities</b>	<u>9,360,465.62</u>	<u>7,844,127.47</u>	<u>1,516,338.15</u>
<b>Total Liabilities</b>	<u>10,991,321.87</u>	<u>8,338,325.52</u>	<u>2,652,996.35</u>
<b>Equity</b>			
3000500 · Contributed Capital	144,946.00	144,946.00	0.00
3001000 · Contributed Capital - Federal	45,777.00	45,777.00	0.00
3001500 · Grant from NYS	2,253,367.90	2,253,367.90	0.00
3001600 · Grant MultiCodul Capital Proj	2,073,783.33	2,073,783.33	0.00
3001700 · Grant-MultiModal	370,000.00	370,000.00	0.00
3001800 · Grant Energy Savings	60,000.00	60,000.00	0.00
3005000 · Retained Earnings	20,302,491.02	19,678,911.68	623,579.34
<b>Net Income</b>	<u>2,151,199.29</u>	<u>1,003,797.28</u>	<u>1,147,402.01</u>
<b>Total Equity</b>	<u>27,401,564.54</u>	<u>25,630,583.19</u>	<u>1,770,981.35</u>
<b>TOTAL LIABILITIES &amp; EQUITY</b>	<u><u>38,392,886.41</u></u>	<u><u>33,968,908.71</u></u>	<u><u>4,423,977.70</u></u>



Port of Oswego Authority  
Profit & Loss Statement  
September 2024

	Period to Date			Year to Date			% Variance from Budget
	Sep 24	Sep 23	Budget	Apr - Sep 24	Apr - Sep 23	Prior	
Ordinary Income/Expense							
Income							
4000000 - Storage	30,871.20	22,266.88	32,791.67	208,180.13	100,593.13	107,587.00	11,430.15
4100000 - Dockage	5,395.87	7,123.02	11,111.11	38,483.53	57,261.59	-18,778.06	-28,183.14
4200000 - Wharfage	13,607.64	26,453.07	25,555.56	82,943.31	110,425.41	-27,482.10	-70,390.03
4300000 - Loading and Unloading	22,950.83	29,009.67	51,708.33	192,167.14	284,405.42	-72,238.28	-118,082.87
4400000 - Rental	93,338.41	65,052.37	58,668.80	438,575.46	294,514.56	144,060.90	86,442.66
4500000 - Misc Income	16,798.76	41,173.23	35,975.00	162,783.90	154,185.32	8,598.58	-53,066.10
4600000 - Stevedoring	47,253.15	171,385.60	135,111.11	309,174.80	658,204.42	-349,029.62	-501,491.87
4750000 - Profit Share	0.00	0.00	7,500.00	0.00	0.00	0.00	-45,000.00
4800000 - Marina Income	104,352.59	111,377.18	97,337.15	590,646.00	610,298.56	-19,652.56	6,623.15
4850000 - RV Park	825.00	0.00	400.00	2,735.00	0.00	2,735.00	735.00
Total Income	335,393.45	473,841.02	456,178.73	2,025,689.27	2,249,888.41	-224,199.14	-710,983.05
Cost of Goods Sold							
4900000 - Cost of Goods Sold	33,077.41	52,284.12	48,571.43	280,118.22	315,857.27	-35,739.05	-11,310.35
Total COGS	33,077.41	52,284.12	48,571.43	280,118.22	315,857.27	-35,739.05	-11,310.35
Gross Profit	302,316.04	421,556.90	407,607.30	1,745,571.05	1,934,031.14	-188,460.09	-699,672.70
Expense							
5000000 - Personal Service	107,393.54	124,798.43	126,154.67	714,035.27	766,875.23	-52,839.96	-119,766.32
6050000a - Travel Expense	3,105.42	1,092.72	708.33	5,045.81	3,060.91	1,984.90	4,250.00
6100000a - Auto Expense	15.00	220.67	333.33	364.14	2,404.47	-2,040.33	-1,635.86
6110000a - Fuel expense	1,805.31	3,871.71	3,933.33	13,808.50	20,302.13	-6,493.63	-9,791.50
6150000a - Office Supplies	1,116.08	1,637.62	5,250.00	35,227.76	35,714.83	-487.07	3,727.76
6150200 - General Insurance Expense	28,567.02	28,107.62	29,046.92	170,842.02	163,813.06	7,028.96	-3,439.48
6200000a - Advertising & Printing	2,219.14	6,113.28	3,333.33	11,947.05	23,333.99	-11,386.94	-8,052.95
6250000a - Communications	486.37	388.49	916.67	3,842.95	4,566.61	-713.66	-1,657.05
6250000 - FTZ expenses	0.00	0.00	83.33	900.00	645.00	255.00	400.00
6300000a - Fuel, Light & Power	5,554.37	3,472.99	5,166.67	42,989.77	28,426.55	14,563.22	11,989.77
6350000a - Household Supplies	1,246.56	1,857.31	2,208.33	11,678.12	12,754.30	-1,076.18	-1,571.88
6400000a - Payroll Taxes	7,854.78	8,196.09	0.00	54,658.06	55,980.16	-1,322.10	0.00
6450000a - Health Insurances	29,493.09	26,696.29	0.00	159,496.77	136,142.08	23,354.69	159,496.77
6500000 - ILA Pension	17,031.00	28,923.88	33,333.33	119,563.13	175,468.89	-55,905.76	-80,436.89
6520000 - CSEA Workbooks/Workclothes	600.00	0.00	83.33	810.92	0.00	810.92	310.92
6550000a - Special Supplies	4,489.44	5,047.37	6,250.00	40,828.34	39,536.74	1,291.60	3,328.34
6551300a - Spec Supp & Ex - Metered Water	0.00	0.00	291.67	969.74	907.87	61.87	-780.26
6551500 - Spec Supp & Ex - Comm Support	0.00	125.00	1,062.50	10,800.00	12,725.00	-1,925.00	4,425.00

Port of Oswego Authority  
Profit & Loss Statement  
September 2024

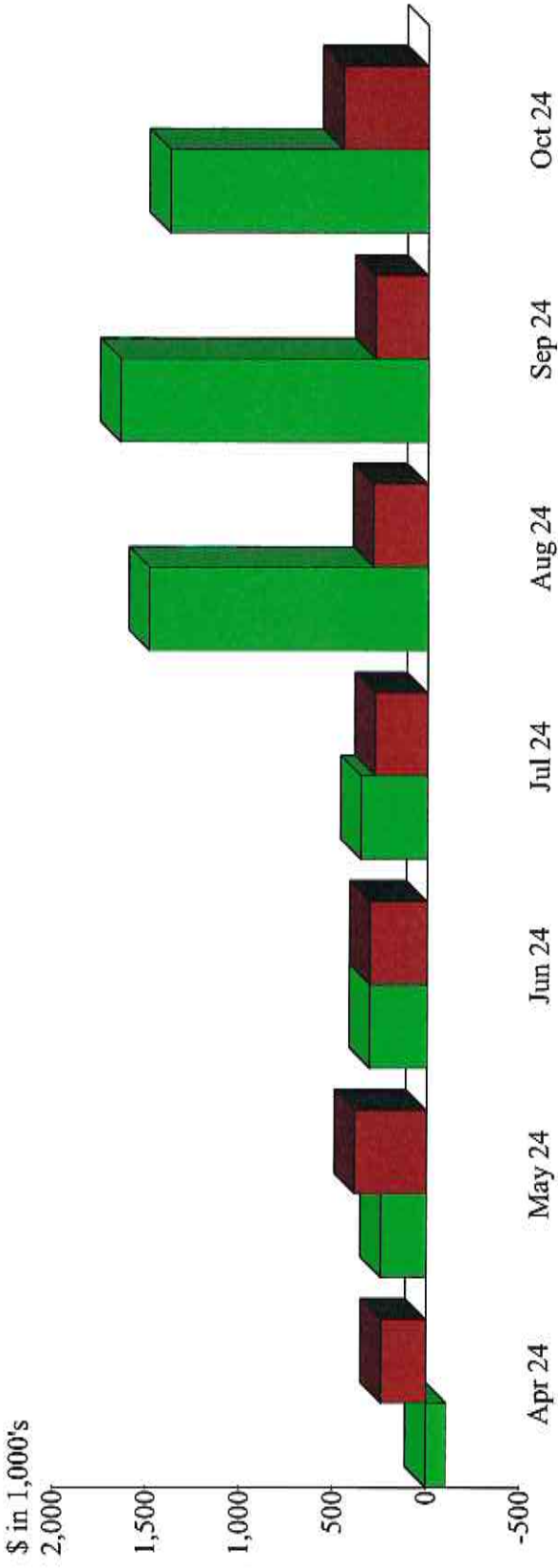
	Period to Date				Year to Date				% Variance from Budget
	Sep 24	Sep 23	Budget	Apr - Sep 24	Apr - Sep 23	Prior	Budget	\$ Over Budget	
6560000 · Professional Services	16,825.00	9,072.50	11,166.67	92,124.22	105,749.04	-13,624.82	67,000.00	25,124.22	37.5%
6570000 · Marina Supp & Expenses	17,009.80	7,382.32	8,354.18	66,298.52	45,487.69	20,810.83	47,589.30	18,709.22	39.3%
6580000 · Education/Training	69.00	0.00	24.92	1,064.00	0.00	1,064.00	149.50	914.50	611.7%
6590000 · Technical Services	0.00	0.00	1,643.12	0.00	7,020.00	-7,020.00	9,858.70	-9,858.70	-100.0%
660000a · Repairs & Maintenance	6,481.50	7,578.41	6,333.33	58,113.26	67,713.17	-9,599.91	38,000.00	20,113.26	52.9%
6670000 · House Gasoline	344.63	181.37	0.00	1,327.73	1,191.07	136.66	0.00	1,327.73	100.0%
6700000 · Rentals	0.00	5,400.00	1,041.67	0.00	18,803.31	-18,803.31	6,250.00	-6,250.00	-100.0%
6700200 · Lease-Track Mobile	0.00	0.00	2,558.00	0.00	0.00	0.00	15,348.00	-15,348.00	-100.0%
6700300 · Lease - other equipment leases	4,400.00	1,196.00	14,488.00	23,196.00	3,441.00	19,755.00	92,628.00	-69,432.00	-75.0%
6700301 · Lease - vehicles	0.00	0.00	292.92	0.00	0.00	0.00	1,757.52	-1,757.52	-100.0%
6750000 · Write offs	0.00	0.00	0.00	0.00	1.36	-1.36	0.00	0.00	0.0%
6800000 · Museum	341.26	402.52	750.00	3,638.46	5,135.01	-1,496.55	4,500.00	-861.54	-19.1%
6850000 · Interest Expense	8,890.62	4,766.70	3,333.33	34,890.09	21,376.25	13,513.84	20,000.00	14,890.09	74.5%
6900000 · Freight Expense	21.36	2,824.97	458.33	1,650.02	13,485.93	-11,835.91	2,750.00	-1,099.98	-40.0%
Total Expense	285,360.29	279,354.26	268,600.21	1,680,110.65	1,772,051.65	-91,941.00	1,691,639.13	-11,528.48	-0.7%
Net Ordinary Income	36,955.75	142,202.64	139,007.09	65,460.40	161,979.49	-96,519.09	753,604.62	-688,144.22	-91.3%
Other Income/Expense									
Other Income									
8999999 · Interest Income - Leases	3,277.18	2,337.20	0.00	20,814.03	14,422.84	6,391.19	0.00	20,814.03	100.0%
9000000 · Interest Income	1,736.64	2,441.55	3,000.00	17,083.88	23,091.35	-6,007.47	18,000.00	-916.12	-5.1%
9000001 · Grant - Agricultural Center	0.00	0.00	0.00	73,680.82	-87,804.68	161,485.50	230,966.58	-157,285.76	-68.1%
9000011 · Grants - miscellaneous	0.00	0.00	0.00	0.00	0.00	0.00	0.00	0.00	0.0%
9000014 · NYS Grant Pin 3935.59 ET Pier	0.00	0.00	0.00	0.00	0.00	0.00	36,259.41	-36,259.41	-100.0%
9000017 · FEMA DR 4348	1,339,635.46	332,374.39	638,081.35	1,946,014.29	311,209.66	1,634,804.63	2,234,931.78	-288,917.49	-12.9%
9000020 · Auction / Sale of equipment	0.00	0.00	0.00	0.00	265,000.00	-265,000.00	0.00	0.00	0.0%
9001400 · REDI - Goble Marina	0.00	0.00	0.00	132,617.25	398,525.09	-265,907.84	181,223.04	-48,605.79	-26.8%
Total Other Income	1,344,649.28	337,153.14	641,081.35	2,190,210.27	924,444.26	1,265,766.01	2,701,380.81	-511,170.54	-18.9%
Other Expense									
9005500 · Amortization Expense	16,696.16	13,179.03	0.00	104,471.38	82,626.47	21,844.91	0.00	104,471.38	100.0%
Total Other Expense	16,696.16	13,179.03	0.00	104,471.38	82,626.47	21,844.91	0.00	104,471.38	100.0%
Net Other Income	1,327,953.12	323,974.11	641,081.35	2,085,738.89	841,817.79	1,243,921.10	2,701,380.81	-615,641.92	-22.8%
Net Income	1,364,908.87	466,176.75	780,088.44	2,151,199.29	1,003,797.28	1,147,402.01	3,454,985.43	-1,303,786.14	-37.7%

Port of Oswego Authority  
**Marina Profit & Loss**  
 April through September 2024

Ordinary Income/Expense	Apr - Sep 24	Apr - Sep 23	\$ Change
<b>Income</b>			
4400000 · Rental	600.00	600.00	0.00
4800000 · Marina Income			
4800100 · Marina Inc - Slip Rental	82,750.00	85,850.00	-3,100.00
4800101 · Marina Inc-Translent mooring	69,501.50	62,317.00	7,184.50
4800200 · Marina Inc - Misc	375.00	655.00	-280.00
4800300 · Marina Inc - Storage	33,850.00	29,775.00	4,075.00
4800301 · Marina Inc-MastUnstepStoreStep	525.00	525.00	0.00
4800400 · Marina Inc - Gas Sales	362,137.37	385,576.86	-23,439.49
4800500 · Marina Inc-Gin Pole	19,686.75	17,061.00	2,625.75
4800501 · Marina Inc-Hoist	2,621.00	3,363.00	-742.00
4800600 · Marina-FishClean/OYC/Barn Rent	1,200.00	1,200.00	0.00
4800800 · Marina Inc - Towing services	4,138.50	5,438.10	-1,299.60
4800900 · Marina Inc - Service/Labor	1,489.55	7,542.75	-6,053.20
4801000 · Marina Inc - Winterization	9,825.00	7,695.00	2,130.00
4801100 · Marina Inc - Tackle	17.25	17.30	-0.05
4801200 · Marina Inc - Boat Supply	863.33	1,364.53	-501.20
4801400 · Marina Inc - Beverages	286.00	136.00	150.00
4801500 · Marina Inc - Snacks	563.75	267.00	296.75
4801700 · Marina Inc - Ice	816.00	1,299.00	-483.00
<b>Total 4800000 · Marina Income</b>	<b>590,646.00</b>	<b>610,082.54</b>	<b>-19,436.54</b>
<b>Total Income</b>	<b>591,246.00</b>	<b>610,682.54</b>	<b>-19,436.54</b>
<b>Cost of Goods Sold</b>	<b>280,118.22</b>	<b>315,681.22</b>	<b>-35,563.00</b>
<b>Gross Profit</b>	<b>311,127.78</b>	<b>295,001.32</b>	<b>16,126.46</b>
<b>Expense</b>			
5000000 · Personal Service	105,500.19	74,290.04	31,210.15
615000a · Office Supplies	2,319.46	2,332.68	-13.22
625000a · Communications	0.00	7.21	-7.21
635000a · Household Supplies	1,327.97	472.84	855.13
640000a · Payroll Taxes	9,586.68	6,463.94	3,122.74
645000a · Health Insurances	2,027.74	1,777.23	250.51
655000a · Special Supplies			
6550000 · Spec Supp & Ex - Miscellaneous	785.43	21.06	764.37
6550200 · Spec Supp & Ex - Dump Fees	1,024.28	937.02	87.26
6550500 · Spec Supp & Ex - New Signage	51.00	1,202.74	-1,151.74
6551201 · Spec Supp & Ex - Security	0.00	6.49	-6.49
6551202 · Spec Supp & Ex - Safety	24.95	0.00	24.95
6551400 · Spec Supp & Ex - Port H2O use	0.00	20.95	-20.95
6551600 · Spec Supp & Ex - Discounts Used	-0.44	-18.19	17.75
<b>Total 655000a · Special Supplies</b>	<b>1,885.22</b>	<b>2,170.07</b>	<b>-284.85</b>
6570000 · Marina Supp & Expenses			
6571000 · MarinaSupp & Ex-Misc	1,435.09	2,162.66	-727.57
6571200 · MarinaSupp & Ex-Maintenance	1,085.15	100.00	985.15
6571201 · MarinaSupp & Ex-Equip repairs	14,451.61	2,584.34	11,867.27
6571300 · MarinaSupp & Ex-Utilities	10,586.66	8,257.16	2,329.50
6571400 · MarinaSupp & Ex-Credit Card Exp	34,945.83	28,436.00	6,509.83
6571600 · MarinaSupp & Ex-Winteriz costs	3,132.43	3,449.58	-317.15
6571700 · MarinaSupp & Ex-Cable	719.88	569.88	150.00
6571800 · Marina Supp & Ex-reg over/short	4.37	0.07	4.30
<b>Total 6570000 · Marina Supp &amp; Expenses</b>	<b>66,361.02</b>	<b>45,559.69</b>	<b>20,801.33</b>
6580000 · Education/Training	69.00	0.00	69.00
660000a · Repairs & Maintenance	5,331.19	8,004.72	-2,673.53
6670000 · House Gasoline	867.42	807.25	60.17
6700300 · Lease - other equipment leases	3,420.00	3,420.00	0.00
6900000 · Freight Expense	112.99	172.93	-59.94
<b>Total Expense</b>	<b>198,808.88</b>	<b>145,478.60</b>	<b>53,330.28</b>
<b>Net Ordinary Income</b>	<b>112,318.90</b>	<b>149,522.72</b>	<b>-37,203.82</b>
<b>Net Income</b>	<b>112,318.90</b>	<b>149,522.72</b>	<b>-37,203.82</b>

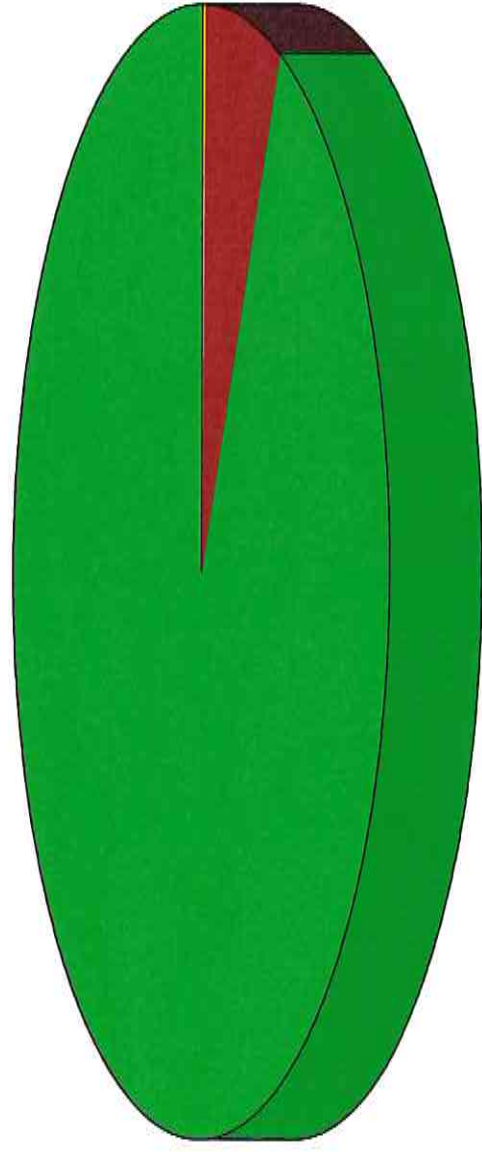
October 2024

### Income and Expense by Month April through October 2024



### Income Summary April through October 2024

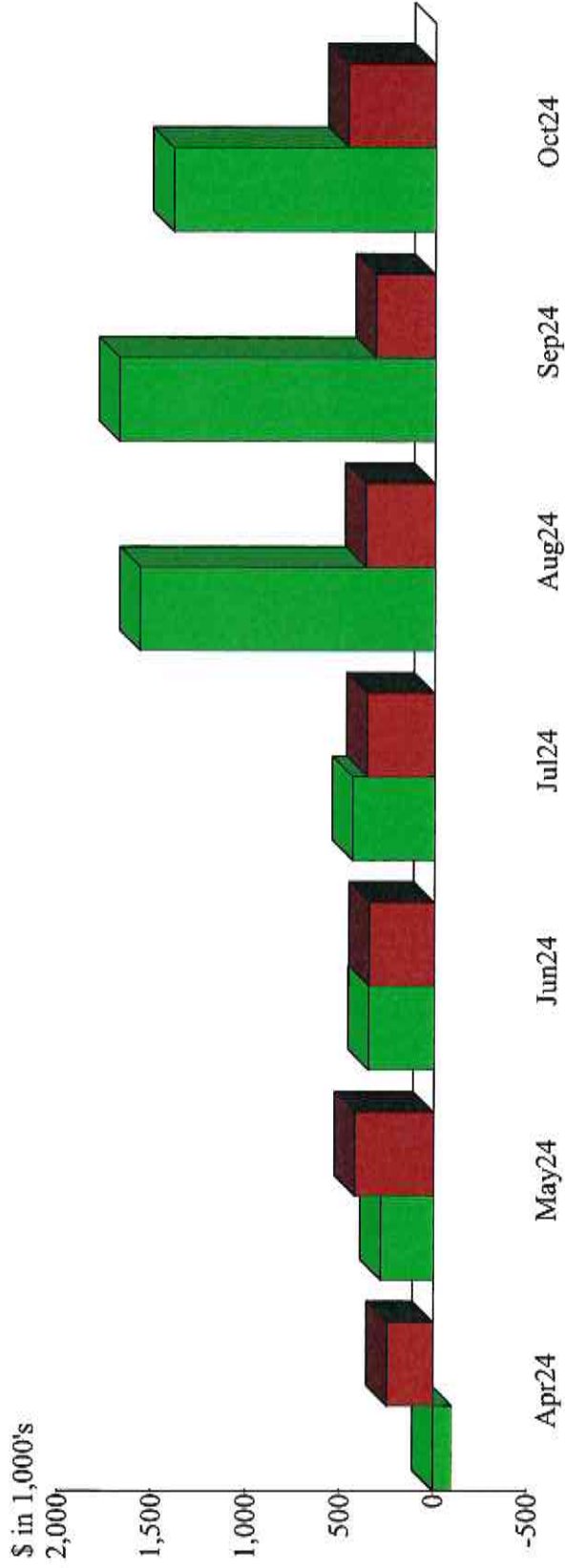
Port	93.37%
Marina	6.57
RV Park	0.06
<b>Total</b>	<b>\$5,318,189.14</b>



By Class

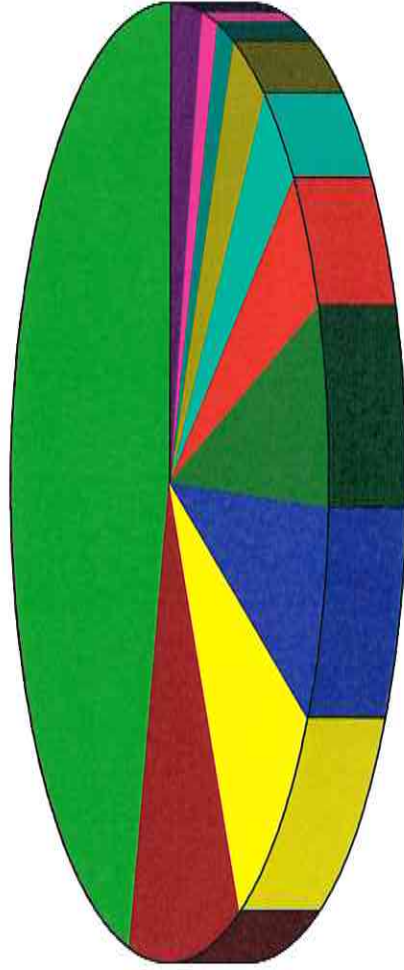
Income and Expense by Month  
April through October 2024

Income  
Expense



Income Summary  
April through October 2024

9000017 · FEMA DR 4348	46.18%
4800000 · Marina Income	11.40
4400000 · Rental	9.48
4600000 · Stevedoring	7.36
9000001 · Grant - Agricultural Center	6.87
4300000 · Loading and Unloading	4.96
4000000 · Storage	4.28
4500000 · Misc Income	3.64
4200000 · Wharfage	1.83
9001400 · REDI - Goble Marina	1.72
Other	2.28
<b>Total</b>	<b>\$5,608,562.21</b>



By Account

**Port of Oswego Authority**  
**Cash Position Report**  
 As of October 31, 2024

	<u>Beginning Balance</u>	<u>Debit</u>	<u>Credit</u>	<u>Net Change</u>	<u>Ending Balance</u>
<b>1000600 · Imprest Fund - Key Bank</b>					
Total 1000600 · Imprest Fund - Key Bank	150,384.20	1,075,398.06	1,167,944.63	-92,546.57	57,837.63
<b>1000700 · Health Fund - Key Bank</b>					
Total 1000700 · Health Fund - Key Bank	1,636.49	9,501.59	8,987.98	513.61	2,150.10
<b>1001000 · Comptroller Fund - Key Bank</b>					
Total 1001000 · Comptroller Fund - Key Bank	9,279.23	330,200.18	327,317.00	2,883.18	12,162.41
<b>1001001 · Gen. State Checking - Key Bank</b>					
Total 1001001 · Gen. State Checking - Key Bank	461,153.32	325,852.85	369,525.76	-43,672.91	417,480.41
<b>1001500 · Key Money Market</b>					
Total 1001500 · Key Money Market	80,880.15	48.45	50,000.00	-49,951.55	30,928.60
<b>TOTAL</b>	<u>703,333.39</u>	<u>1,741,001.13</u>	<u>1,923,775.37</u>	<u>-182,774.24</u>	<u>520,559.15</u>

Port of Oswego Authority  
**Balance Sheet**  
As of October 31, 2024

	Oct 31, 24	Oct 31, 23	\$ Change
<b>ASSETS</b>			
<b>Current Assets</b>			
<b>Checking/Savings</b>			
1000100 · Petty Cash	100.29	164.02	-63.73
1000300 · Oswego Marina - Register fund	600.00	600.00	0.00
1000600 · Imprest Fund - Key Bank	57,837.63	168,978.48	-111,140.85
1000700 · Health Fund - Key Bank	2,150.10	869.26	1,280.84
1001000 · Comptroller Fund - Key Bank	12,162.41	9,917.87	2,244.54
1001001 · Gen. State Checking - Key Bank	417,480.41	953,188.66	-535,708.25
1001500 · Key Money Market	30,928.60	200,605.24	-169,676.64
1003200 · CD - Wtrline Maint Fund	10,496.40	10,000.00	496.40
1003300 · CD - Bldg Rehab Fund	101,000.51	88,840.18	12,160.33
<b>Total Checking/Savings</b>	<b>632,756.35</b>	<b>1,433,163.71</b>	<b>-800,407.36</b>
<b>Accounts Receivable</b>			
1100000 · Accounts Receivable	297,508.88	177,374.80	120,134.08
<b>Total Accounts Receivable</b>	<b>297,508.88</b>	<b>177,374.80</b>	<b>120,134.08</b>
<b>Other Current Assets</b>			
1100103 · Accounts Receivable Other	995.04	995.04	0.00
1100104 · Short term Lease Receivable	365,005.36	146,995.05	218,010.31
1201000 · Prepaid Insurance	98,314.34	96,494.80	1,819.54
1202000 · Prepaid expense	193.05	193.05	0.00
1210000 · Inventory Asset	13,803.18	16,870.44	-3,067.26
1300000 · Grant Receivable	3,012,081.94	2,729.07	3,009,352.87
1400000 · Cont. Stab. Prog. Reserve	19,003.00	0.00	19,003.00
1499000 · Undeposited Funds	764.00	2,466.50	-1,702.50
<b>Total Other Current Assets</b>	<b>3,510,159.91</b>	<b>266,743.95</b>	<b>3,243,415.96</b>
<b>Total Current Assets</b>	<b>4,440,425.14</b>	<b>1,877,282.46</b>	<b>2,563,142.68</b>
<b>Fixed Assets</b>			
1502000 · Land & Land Impr-Capital Assets	14,074,827.75	14,074,827.75	0.00
1502050 · Land & Land Impr-Held for Lease	1,720,082.91	1,537,131.13	182,951.78
1502100 · Alcan Water Line	1.00	1.00	0.00
1502300 · Bldgs & Improvem-Capital Assets	8,515,160.43	8,519,141.43	-3,981.00
1502350 · Bldgs & Improvem-Held for Lease	4,060,508.32	4,043,402.88	17,105.44
1502400 · Office Equipment & Furniture	489,831.94	473,841.90	15,990.04
1502500 · Operating Equipment	3,526,931.91	3,672,564.57	-145,632.66
1502501 · Equipment - Marina	316,721.60	305,221.60	11,500.00
1502550 · Lease Assets	650,694.19	434,701.63	215,992.56
1502555 · Accumulated Amortization	-96,117.28	-78,044.13	-18,073.15
1502600 · Computer Software	32,872.24	32,872.24	0.00
1502800 · Acc Dep-Bldg & Impr-Cap Assets	-6,906,904.54	-6,722,169.54	-184,735.00
1502850 · Acc Dep Bldg & Impr-Held for Le	-2,445,921.00	-2,331,837.00	-114,084.00
1502900 · Acc Dep - Operating Equip	-2,451,505.33	-2,554,080.33	102,575.00
1502905 · Acc Dep - Marina equipment	-238,569.00	-239,567.00	998.00
1503000 · Acc Dep - Office Equipment	-468,900.46	-462,481.46	-6,419.00
1503100 · Acc Dep-Land & Impr-Cap Assets	-8,623,469.11	-8,048,916.11	-574,553.00
1503101 · Acc Dep - Computer Software	-32,872.00	-32,872.00	0.00



Port of Oswego Authority  
**Balance Sheet**  
As of October 31, 2024

	<u>Oct 31, 24</u>	<u>Oct 31, 23</u>	<u>\$ Change</u>
1503150 · Acc Dep Land & Impr-Held for Le	-166,594.00	-96,532.00	-70,062.00
1503200 · Acc Dep - Lease Asset	-158,555.00	-158,555.00	0.00
1503600 · Equipment - New or Replacement	5,873.58	59,757.49	-53,883.91
1504000 · Cap Imp-Osw.Marina bldg update	13,096.72	0.00	13,096.72
1504200 · Cap Imp - Warehouse roof	38,790.00	0.00	38,790.00
1504900 · Cap Imp - Gas Dock improvements	0.00	1,031.76	-1,031.76
1505600 · Cap Imp - Agricultural Center	14,975,801.63	14,575,939.34	399,862.29
1505700 · Cap Imp - Marina Pumpout System	11,066.79	0.00	11,066.79
1505800 · Cap Imp - Railcar conveyor	0.00	11,546.14	-11,546.14
1506000 · Cap Imp - Marina sewer imprvmt	7,840.00	0.00	7,840.00
1506400 · Cap Imp - Warehouse doors	0.00	17,105.44	-17,105.44
1506401 · Cap Imp - Elect. Railcar Mover	4,968.00	0.00	4,968.00
1506600 · Cap Imp - RV Park	0.00	123,008.04	-123,008.04
1507300 · Cap Imp - Scales	40,698.00	93,603.23	-52,905.23
1507400 · Cap Imp-Marina elect. upgrade	0.00	7,491.02	-7,491.02
1507800 · Cap Imp - FEMA-West 2017	3,523,889.39	384,444.69	3,139,444.70
1507802 · Cap Imp - FEMA-East 2017	1,689,658.29	1,688,536.56	1,121.73
1508600 · Cap Imp-REDI 19515-Goble Marina	2,085,667.04	1,406,150.15	679,516.89
<b>Total Fixed Assets</b>	<b>34,195,574.01</b>	<b>30,737,265.42</b>	<b>3,458,308.59</b>
<b>Other Assets</b>			
1100105 · Long Term Lease Receivable	1,102,413.51	1,012,936.43	89,477.08
1100106 · Interest Receivable	3,199.97	2,310.24	889.73
1800000 · Pension - Deferred Outflow	416,815.00	-190,195.00	607,010.00
1800001 · Deferred Outflow - OPEB	251,739.00	385,391.00	-133,652.00
<b>Total Other Assets</b>	<b>1,774,167.48</b>	<b>1,210,442.67</b>	<b>563,724.81</b>
<b>TOTAL ASSETS</b>	<b><u>40,410,166.63</u></b>	<b><u>33,824,990.55</u></b>	<b><u>6,585,176.08</u></b>
<b>LIABILITIES &amp; EQUITY</b>			
<b>Liabilities</b>			
<b>Current Liabilities</b>			
<b>Accounts Payable</b>			
2000100 · Accounts Payable	1,149,627.33	186,613.46	963,013.87
<b>Total Accounts Payable</b>	<b>1,149,627.33</b>	<b>186,613.46</b>	<b>963,013.87</b>
<b>Credit Cards</b>			
2000101 · Key Bank - Bill Mastercard	1,358.41	4,024.07	-2,665.66
2000103 · Lowe's credit card	309.93	194.21	115.72
2000104 · Tractor Supply credit card	0.00	26.99	-26.99
<b>Total Credit Cards</b>	<b>1,668.34</b>	<b>4,245.27</b>	<b>-2,576.93</b>
<b>Other Current Liabilities</b>			
2000200 · Retainage Payable	141,847.96	43,079.49	98,768.47
2000300 · Accounts Payable Other	46,321.70	659.93	45,661.77
2000610 · Deposits received	25,000.00	20,000.00	5,000.00
2000700 · Refund payable	181,658.15	0.00	181,658.15
2001000 · Accrued Salaries	37,372.40	37,502.49	-130.09
2001200 · Accrued Compensation	74,102.28	58,468.03	15,634.25
2001600 · Accrued NYS Retirement Withheld	2,001.44	1,044.60	956.84
2001700 · NYS Retirement Loan Withheld	1,205.00	836.00	369.00

**Port of Oswego Authority**  
**Balance Sheet**  
As of October 31, 2024

	<u>Oct 31, 24</u>	<u>Oct 31, 23</u>	<u>\$ Change</u>
2001800 · NYS Retirement Arrears Withheld	796.01	0.00	796.01
2002700 · Accrued NYS PFL withheld	2,282.68	1,932.43	350.25
2003000 · #1570A Pension Fund	61,561.50	29,595.38	31,966.12
2003100 · 1570 1% Checkoff Withheld	860.70	409.81	450.89
2003200 · 1570 1/10% Checkoff Withheld	85.95	41.00	44.95
2003300 · 1570A 9/10% Checkoff Withheld	774.59	368.79	405.80
2003401 · 1570A Local Dues Withheld	1,470.76	749.26	721.50
2003600 · CSEA dues Withheld	299.75	0.00	299.75
2003800 · Deferred Comp Liability	653.71	0.00	653.71
2004500 · Accrued Mass Mutual withheld	-184.26	-335.50	151.24
2005600 · Payments on Insurance Claims	961.95	961.95	0.00
2005700 · Short Term Lease Liability	172,373.38	107,935.08	64,438.30
2550000 · Sales Tax Payable	-6,477.67	-1,841.76	-4,635.91
<b>Total Other Current Liabilities</b>	<u>744,967.98</u>	<u>301,406.98</u>	<u>443,561.00</u>
<b>Total Current Liabilities</b>	<u>1,896,263.65</u>	<u>492,265.71</u>	<u>1,403,997.94</u>
<b>Long Term Liabilities</b>			
2500400 · NYS Retirement Employer Contrl	0.00	10,289.00	-10,289.00
2500500 · Advances from NYS	3,405,925.71	3,455,925.71	-50,000.00
2500600 · Vehicle Note Payable	40,928.57	47,807.54	-6,878.97
2500801 · Line of Credit 0169-Pathfinder	86,205.01	0.00	86,205.01
2501400 · OPEB liability	1,655,480.00	1,559,497.00	95,983.00
2501700 · LOC 1753 Pathfinder-Goble/FEMA	1,400,000.00	0.00	1,400,000.00
2502200 · Note Payable-SANY Forklift-LEAF	387,043.03	453,333.89	-66,290.86
2502300 · Note Payable-SANY Wheel Loader	218,849.14	0.00	218,849.14
2503500 · Long Term Lease Liability	230,504.76	93,690.12	136,814.64
2600000 · Net Pension Liability - ERS	491,403.00	-187,532.00	678,935.00
2800001 · Deferred Inflow - OPEB	878,276.00	1,084,415.00	-206,139.00
2800002 · Deferred Inflow - Lessor	1,389,314.29	1,115,993.43	273,320.86
<b>Total Long Term Liabilities</b>	<u>10,183,929.51</u>	<u>7,633,419.69</u>	<u>2,550,509.82</u>
<b>Total Liabilities</b>	<u>12,080,193.16</u>	<u>8,125,685.40</u>	<u>3,954,507.76</u>
<b>Equity</b>			
3000500 · Contributed Capital	144,946.00	144,946.00	0.00
3001000 · Contributed Capital - Federal	45,777.00	45,777.00	0.00
3001500 · Grant from NYS	2,253,367.90	2,253,367.90	0.00
3001600 · Grant MultiCodul Capital Proj	2,073,783.33	2,073,783.33	0.00
3001700 · Grant-MultiModal	370,000.00	370,000.00	0.00
3001800 · Grant Energy Savings	60,000.00	60,000.00	0.00
3005000 · Retained Earnings	20,302,491.02	19,678,911.68	623,579.34
<b>Net Income</b>	<u>3,079,608.22</u>	<u>1,072,519.24</u>	<u>2,007,088.98</u>
<b>Total Equity</b>	<u>28,329,973.47</u>	<u>25,699,305.15</u>	<u>2,630,668.32</u>
<b>TOTAL LIABILITIES &amp; EQUITY</b>	<u><u>40,410,166.63</u></u>	<u><u>33,824,990.55</u></u>	<u><u>6,585,176.08</u></u>

**Port of Oswego Authority**  
**Profit & Loss Statement**  
October 2024

	Period to Date			Year to Date					
	Actual	Prior	Budget	Actual	Prior	Variance To Prior	Budget	\$ Over Budget	% Variance from Budget
<b>Ordinary Income/Expense</b>									
<b>Income</b>									
4000000 · Storage	31,591.40	28,653.43	32,791.67	239,771.53	129,246.56	110,524.97	229,541.65	10,229.88	4.5%
4100000 · Dockage	6,789.52	10,020.79	11,111.11	45,273.05	67,282.38	-22,009.33	77,777.78	-32,504.73	-41.8%
4200000 · Wharfage	19,745.76	23,244.03	25,555.56	102,689.07	133,669.44	-30,980.37	178,888.90	-76,199.83	-42.6%
4300000 · Loading and Unloading	86,130.41	18,569.14	51,708.34	278,297.55	282,974.56	-4,677.01	361,958.35	-83,660.80	-23.1%
4400000 · Rental	93,293.41	65,052.37	58,688.80	531,868.87	359,566.93	172,301.94	410,821.60	121,047.27	29.5%
4500000 · Misc Income	41,620.68	25,943.73	35,975.00	204,404.58	180,129.05	24,275.53	251,825.00	-47,420.42	-18.8%
4600000 · Stevedoring	103,352.99	35,631.36	135,111.11	412,527.79	693,835.78	-281,307.99	945,777.78	-533,249.99	-56.4%
4750000 · Profit Share	0.00	0.00	7,500.00	0.00	0.00	0.00	52,500.00	-52,500.00	-100.0%
4800000 · Marina Income	48,517.55	52,201.70	97,337.15	639,163.55	662,500.26	-23,336.71	681,360.00	-42,196.45	-6.2%
4850000 · RV Park	625.00	0.00	0.00	3,360.00	0.00	3,360.00	2,000.00	1,360.00	68.0%
<b>Total Income</b>	<b>431,666.72</b>	<b>259,316.55</b>	<b>455,778.74</b>	<b>2,457,355.99</b>	<b>2,509,204.96</b>	<b>-51,848.97</b>	<b>3,192,451.06</b>	<b>-735,095.07</b>	<b>-23.0%</b>
<b>Cost of Goods Sold</b>									
4900000 · Cost of Goods Sold	10,254.85	13,096.63	48,571.43	290,373.07	328,953.90	-38,580.83	340,000.00	-49,626.93	-14.6%
<b>Total COGS</b>	<b>10,254.85</b>	<b>13,096.63</b>	<b>48,571.43</b>	<b>290,373.07</b>	<b>328,953.90</b>	<b>-38,580.83</b>	<b>340,000.00</b>	<b>-49,626.93</b>	<b>-14.6%</b>
<b>Gross Profit</b>	<b>421,411.87</b>	<b>246,219.92</b>	<b>407,207.31</b>	<b>2,166,982.92</b>	<b>2,180,251.06</b>	<b>-13,268.14</b>	<b>2,852,451.06</b>	<b>-685,468.14</b>	<b>-24.0%</b>
<b>Expense</b>									
5000000 · Personal Service	219,223.31	121,486.57	181,126.54	933,258.58	888,361.80	44,896.78	1,014,928.13	-81,669.55	-8.0%
605000a · Travel Expense	1,596.84	1,609.68	708.33	6,642.65	4,670.59	1,972.06	4,958.33	1,684.32	34.0%
610000a · Auto Expense	54.87	909.38	333.34	419.01	3,313.85	-2,894.84	2,333.34	-1,914.33	-82.0%
611000a · Fuel expense	3,929.36	1,898.02	3,933.34	17,737.86	22,200.15	-4,462.29	27,533.34	-9,795.48	-35.6%
615000a · Office Supplies	5,018.24	1,412.33	5,250.00	40,246.00	37,127.16	3,118.84	36,750.00	3,496.00	9.5%
6150200 · General Insurance Expense	27,893.59	28,688.28	29,046.91	198,735.61	192,501.34	6,234.27	203,328.41	-4,592.80	-2.3%
620000a · Advertising & Printing	3,205.75	2,897.90	3,333.34	15,152.80	26,231.89	-11,079.09	23,333.34	-8,180.54	-35.1%
625000a · Communications	509.75	889.37	916.66	4,352.70	5,445.98	-1,093.28	6,416.66	-2,063.96	-32.2%
6260000 · FTZ expenses	0.00	0.00	83.34	900.00	645.00	255.00	583.34	316.66	54.3%
630000a · Fuel, Light & Power	6,128.11	3,717.26	5,166.66	49,117.88	32,143.81	16,974.07	36,166.66	12,951.22	35.8%
635000a · Household Supplies	2,168.38	3,245.39	2,208.34	13,846.50	15,999.69	-2,153.19	15,458.34	-1,611.84	-10.4%
640000a · Payroll Taxes	13,199.68	7,860.29	0.00	67,857.74	63,840.45	4,017.29	0.00	67,857.74	100.0%
645000a · Health Insurances	25,498.53	20,140.96	0.00	184,995.30	156,283.04	28,712.26	0.00	184,995.30	100.0%
6500000 · ILA Pension	44,530.50	29,595.38	33,333.33	164,093.63	205,064.27	-40,970.64	233,333.35	-69,239.72	-29.7%
6520000 · CSEA Workboots/Workclothes	0.00	247.32	83.33	810.92	247.32	563.60	583.33	227.59	39.0%
655000a · Special Supplies	8,447.56	6,504.75	6,250.00	49,275.90	46,041.49	3,234.41	43,750.00	5,525.90	12.6%
655130a · Spec Supp & Ex - Metered Water	1,293.20	1,063.36	291.66	2,262.94	1,971.23	291.71	2,041.66	221.28	10.8%
6551500 · Spec Supp & Ex - Comm Support	828.00	0.00	1,062.50	11,628.00	12,725.00	-1,097.00	7,437.50	4,190.50	56.3%

Port of Oswego Authority  
Profit & Loss Statement  
October 2024

	Period to Date			Year to Date					
	Actual	Prior	Budget	Actual	Prior	Variance To Prior	Budget	\$ Over Budget	% Variance from Budget
6560000 · Professional Services	10,001.99	24,482.20	11,166.66	102,126.21	130,231.24	-28,105.03	78,166.66	23,959.55	30.7%
6570000 · Marina Supp & Expenses	5,505.92	3,639.25	8,354.16	71,804.44	49,126.94	22,677.50	55,943.46	15,860.98	28.4%
6580000 · Education/Training	-69.00	69.00	24.91	995.00	69.00	926.00	174.41	820.59	470.5%
6590000 · Technical Services	4,394.25	0.00	1,643.12	4,394.25	7,020.00	-2,625.75	11,501.82	-7,107.57	-61.8%
660000a · Repairs & Maintenance	34,085.55	9,319.55	6,333.34	92,198.81	77,032.72	15,166.09	44,333.34	47,865.47	108.0%
6670000 · House Gasoline	291.45	28.13	0.00	1,619.18	1,219.20	399.98	0.00	1,619.18	100.0%
6700000 · Rentals	6,800.00	5,400.00	1,041.66	6,800.00	24,203.31	-17,403.31	7,291.66	-491.66	-6.7%
6700200 · Lease-Track Mobile	0.00	0.00	2,558.00	0.00	0.00	0.00	17,906.00	-17,906.00	-100.0%
6700300 · Lease - other equipment leases	0.00	1,196.00	14,488.00	23,196.00	4,637.00	18,559.00	107,116.00	-83,920.00	-78.3%
6700301 · Lease - vehicles	0.00	0.00	292.92	0.00	0.00	0.00	2,050.44	-2,050.44	-100.0%
6750000 · Write offs	0.00	0.00	0.00	0.00	1.36	-1.36	0.00	0.00	0.0%
6800000 · Museum	433.22	497.82	750.00	4,071.68	5,632.83	-1,561.15	5,250.00	-1,178.32	-22.4%
6850000 · Interest Expense	12,323.69	3,808.60	3,333.34	47,213.78	25,184.85	22,028.93	23,333.34	23,880.44	102.3%
6900000 · Freight Expense	9.99	58.77	458.34	1,660.01	13,544.70	-11,884.69	3,208.34	-1,548.33	-48.3%
<b>Total Expense</b>	<b>437,302.73</b>	<b>280,665.56</b>	<b>323,572.07</b>	<b>2,117,413.38</b>	<b>2,052,717.21</b>	<b>64,696.17</b>	<b>2,015,211.20</b>	<b>102,202.18</b>	<b>5.1%</b>
<b>Net Ordinary Income</b>	<b>-15,890.86</b>	<b>-34,445.64</b>	<b>83,635.24</b>	<b>49,569.54</b>	<b>127,533.85</b>	<b>-77,964.31</b>	<b>837,239.86</b>	<b>-787,670.32</b>	<b>-94.1%</b>
<b>Other Income/Expense</b>									
<b>Other Income</b>									
8999999 · Interest Income - Leases	3,199.74	2,310.38	0.00	24,013.77	16,733.22	7,280.55	0.00	24,013.77	100.0%
9000000 · Interest Income	1,950.67	4,711.68	3,000.00	19,034.55	27,803.03	-8,768.48	21,000.00	-1,965.45	-9.4%
9000001 · Grant - Agricultural Center	311,749.19	109,324.57	0.00	385,430.01	21,519.89	363,910.12	230,966.58	154,463.43	66.9%
9000011 · Grants - miscellaneous	0.00	0.00	800.00	0.00	0.00	0.00	800.00	-800.00	-100.0%
9000014 · NYS Grant Pin 3935.59 ET Pier	0.00	0.00	0.00	36,258.94	0.00	36,258.94	36,259.41	-0.47	0.0%
9000017 · FEMA DR 4348	644,096.35	0.00	638,081.35	2,590,110.64	311,209.66	2,278,900.98	2,873,013.13	-282,902.49	-9.8%
9000020 · Auction / Sale of equipment	0.00	0.00	0.00	0.00	265,000.00	-265,000.00	0.00	0.00	0.0%
9001400 · REDi - Goble Marina	0.00	0.00	0.00	96,358.31	398,525.09	-302,166.78	181,223.04	-84,864.73	-46.8%
<b>Total Other Income</b>	<b>960,995.95</b>	<b>116,346.63</b>	<b>641,881.35</b>	<b>3,151,206.22</b>	<b>1,040,790.89</b>	<b>2,110,415.33</b>	<b>3,343,262.16</b>	<b>-192,055.94</b>	<b>-5.7%</b>
<b>Other Expense</b>									
9005500 · Amortization Expense	16,696.16	13,179.03	0.00	121,167.54	95,805.50	25,362.04	0.00	121,167.54	100.0%
<b>Total Other Expense</b>	<b>16,696.16</b>	<b>13,179.03</b>	<b>0.00</b>	<b>121,167.54</b>	<b>95,805.50</b>	<b>25,362.04</b>	<b>0.00</b>	<b>121,167.54</b>	<b>100.0%</b>
<b>Net Other Income</b>	<b>944,299.79</b>	<b>103,167.60</b>	<b>641,881.35</b>	<b>3,030,038.68</b>	<b>944,985.39</b>	<b>2,085,053.29</b>	<b>3,343,262.16</b>	<b>-313,223.48</b>	<b>-9.4%</b>
<b>Net Income</b>	<b>928,408.93</b>	<b>68,721.96</b>	<b>725,516.59</b>	<b>3,079,608.22</b>	<b>1,072,519.24</b>	<b>2,007,088.98</b>	<b>4,180,502.02</b>	<b>-1,100,893.80</b>	<b>-26.3%</b>

Port of Oswego Authority  
**Marina Profit & Loss**  
 April through October 2024

Ordinary Income/Expense	Apr - Oct 24	Apr - Oct 23	\$ Change
<b>Income</b>			
4400000 · Rental	700.00	700.00	0.00
4800000 · Marina Income			
4800100 · Marina Inc - Slip Rental	82,750.00	85,850.00	-3,100.00
4800101 · Marina Inc-Transient mooring	72,475.00	64,080.50	8,394.50
4800200 · Marina Inc - Misc	715.00	655.00	60.00
4800300 · Marina Inc - Storage	53,725.00	53,425.00	300.00
4800301 · Marina Inc-MastUnstepStoreStep	2,275.00	2,275.00	0.00
4800400 · Marina Inc - Gas Sales	375,371.89	401,540.98	-26,169.09
4800500 · Marina Inc-Gin Pole	22,024.75	17,537.00	4,487.75
4800501 · Marina Inc-Hoist	3,825.00	3,972.00	-147.00
4800600 · Marina-FishClean/OYC/Barn Rent	1,200.00	1,200.00	0.00
4800800 · Marina Inc - Towing services	5,238.50	5,603.10	-364.60
4800900 · Marina Inc - Service/Labor	1,489.55	7,542.75	-6,053.20
4801000 · Marina Inc - Winterization	15,417.00	15,392.00	25.00
4801100 · Marina Inc - Tackle	17.25	17.30	-0.05
4801200 · Marina Inc - Boat Supply	906.36	1,450.59	-544.23
4801400 · Marina Inc - Beverages	302.50	144.75	157.75
4801500 · Marina Inc - Snacks	596.75	285.00	311.75
4801700 · Marina Inc - Ice	834.00	1,308.00	-474.00
Total 4800000 · Marina Income	639,163.55	662,278.97	-23,115.42
<b>Total Income</b>	639,863.55	662,978.97	-23,115.42
<b>Cost of Goods Sold</b>	290,373.07	328,773.55	-38,400.48
<b>Gross Profit</b>	349,490.48	334,205.42	15,285.06
<b>Expense</b>			
5000000 · Personal Service	129,813.31	87,591.62	42,221.69
615000a · Office Supplies	2,319.46	2,430.66	-111.20
625000a · Communications	0.00	7.21	-7.21
635000a · Household Supplies	1,568.38	472.84	1,095.54
640000a · Payroll Taxes	11,530.04	7,552.49	3,977.55
645000a · Health Insurances	2,495.68	2,050.65	445.03
655000a · Special Supplies			
6550000 · Spec Supp & Ex - Miscellaneous	785.43	21.06	764.37
6550200 · Spec Supp & Ex - Dump Fees	1,189.16	1,093.19	95.97
6550500 · Spec Supp & Ex - New Signage	61.65	1,202.74	-1,141.09
6551201 · Spec Supp & Ex - Security	0.00	6.49	-6.49
6551202 · Spec Supp & Ex - Safety	220.47	0.00	220.47
6551400 · Spec Supp & Ex - Port H2O use	0.00	20.95	-20.95
6551600 · Spec Supp & Ex - Discounts Used	-0.44	-18.19	17.75
Total 655000a · Special Supplies	2,256.27	2,326.24	-69.97
6570000 · Marina Supp & Expenses			
6571000 · MarinaSupp & Ex-Misc	2,730.19	2,151.80	578.39
6571200 · MarinaSupp & Ex-Maintenance	1,085.15	164.92	920.23
6571201 · MarinaSupp & Ex-Equip repairs	14,451.61	2,584.34	11,867.27
6571300 · MarinaSupp & Ex-Utilities	11,409.31	8,929.62	2,479.69
6571400 · MarinaSupp & Ex-Credit Card Exp	38,262.83	31,130.83	7,132.00
6571600 · MarinaSupp & Ex-Winteriz costs	3,193.18	3,547.50	-354.32
6571700 · MarinaSupp & Ex-Cable	719.88	689.86	30.02
6571800 · Marina Supp & Ex-reg over/short	4.37	0.07	4.30
Total 6570000 · Marina Supp & Expenses	71,856.52	49,198.94	22,657.58
6580000 · Education/Training	0.00	69.00	-69.00
660000a · Repairs & Maintenance	6,074.73	8,294.53	-2,219.80
6670000 · House Gasoline	1,107.15	830.11	277.04
6700000 · Rentals	0.00	-3,246.04	3,246.04
6700300 · Lease - other equipment leases	3,990.00	3,990.00	0.00
6900000 · Freight Expense	112.99	181.92	-68.93
<b>Total Expense</b>	233,124.53	161,750.17	71,374.36
<b>Net Ordinary Income</b>	116,365.95	172,455.25	-56,089.30
<b>Net Income</b>	116,365.95	172,455.25	-56,089.30

# Exhibit C-2

September 2024

**Port of Oswego Authority  
Imprest Bills**

September 3, 2024

W-60

<b>Avaya Financial Services</b>	Phone Lease	<b>\$2,145.50</b>
<b>Benefit Resource, Inc.</b>	Monthly Administration Fee - August 2024	<b>\$100.00</b>
<b>Burke's Do-it-Best Home Center</b>	Misc. Nuts & Bolts, Eye Bolt, & Pine Moulding	<b>\$72.08</b>
<b>C&amp;S Engineers, Inc.</b>	Professional Services - Grain Handling - Construction Administration	<b>\$21,102.59</b>
<b>Cintas</b>	Floor Mats & Work Uniforms	<b>\$89.37</b>
<b>Glider Oil</b>	Port Propane & Marina Gasoline	<b>\$12,647.41</b>
<b>Key Bank - B</b>	Monthly Credit Card Charges	<b>\$1,330.61</b>
<b>S&amp;B Computer and Office Products, Inc.</b>	Household Cleaning Supplies, Resale Inventory Items such as Coffee, Office Supplies for the Marina	<b>\$214.74</b>
<b>Shark Welding &amp; Repair Service</b>	Goble Marina Stone Fill for Concrete Pad at the Derrick Barge	<b>\$5,600.00</b>
		<hr/> <b>\$43,302.30</b>



**Port of Oswego Authority  
Imprest Bills**

September 9 - 10, 2024

W-64

<b>James D. Miner</b>		<b>\$600.00</b>
	CSEA Workboots/Work Clothes	
<b>AmVet Office Supplies, LLC</b>		<b>\$92.17</b>
	Office Supplies - Perforated Copy Paper, USB Flash Drives	
<b>Brady Systems</b>		<b>\$2,479.00</b>
	Labor Only Charges on Rail Scale Malfunction	
<b>C &amp; B Farm &amp; Garden</b>		<b>\$5.56</b>
	Sharpening Chainsaw Blades	
<b>C&amp;S Engineers, Inc.</b>		<b>\$44,806.94</b>
	Professional Services - FEMA West Terminal Repairs & West Terminal Repairs Construction Inspection	
<b>CIT Group Inc</b>		<b>\$2,558.00</b>
	Trackmobile Lease	
<b>Computer Outlet North, Inc.</b>		<b>\$287.50</b>
	Hard Drive Replacement & Monthly E-Mails	
<b>Glider Oil</b>		<b>\$8,473.84</b>
	Port Propane, Marina Gasoline, Marina Diesel, Port Diesel	
<b>LEAF</b>		<b>\$8,258.53</b>
	Heavy Forklift Monthly Payment	
<b>National Grid</b>		<b>\$6,494.34</b>
	Electric Delivery & Supply (16 Accounts)	
<b>O'Reilly Automotive, Inc.</b>		<b>\$88.68</b>
	Shop Supplies - Primary Wire & Oil, Oil Filter for 2024 Chevy P/U	
<b>Oswego Auto Parts</b>		<b>\$20.11</b>
	FHP Belt for Marina Hoist	
<b>Pathfinder Bank - LOC (Goble/FEMA)</b>		<b>\$1,792.49</b>
	LOC Interest Payment	
<b>Paychex</b>		<b>\$1,220.27</b>
	Payroll Administration & Fees	
<b>S&amp;B Computer and Office Products, Inc.</b>		<b>\$363.19</b>
	Office Supplies & Household Cleaning, Port Water, USGS Water, Marina Water, & Credit	
		<b>\$77,540.62</b>

**Port of Oswego Authority  
Imprest Bills**

September 16, 2024

W-65

<b>Babcock Highway Supply, Inc.</b>		<b>\$25.00</b>
	Signage for RV Park	
<b>Butler Disposal Systems Inc</b>		<b>\$243.65</b>
	Trash & Recycle Service, Fuel Surcharges, Dumpster Rental	
<b>C&amp;S Engineers, Inc.</b>		<b>\$6,704.43</b>
	Professional Services - Multi-Sector Permitt & SWPPP, Misc. Engineering Tasks, & POA Electric Railcar Mover	
<b>Chirello Advertising</b>		<b>\$2,219.14</b>
	Advertising & News Releases - August 2024	
<b>City of Oswego Water - #005071-000</b>		<b>\$180.00</b>
	Water & Sewer for H. Lee White Museum	
<b>City of Oswego Water - #005430-000</b>		<b>\$180.00</b>
	Water & Sewer for West Side Dock	
<b>City of Oswego Water - #005825-000</b>		<b>\$180.00</b>
	Water & Sewer for 11 Lake Street	
<b>Cooper Electric</b>		<b>\$177.99</b>
	Breaker for A/C Equipment, Spade, Extention Boxes, Ballast for Light, Lamps, and Credit	
<b>Donovan Marine Inc.</b>		<b>\$2,074.82</b>
	Winterization Supplies for Marina - Anti-freeze and Oil	
<b>Ed &amp; Ed Business Technology, Inc.</b>		<b>\$84.60</b>
	Contract Charge for Copier	
<b>Emerson Oil Co., Inc.</b>		<b>\$504.50</b>
	Shop Use Items - 55 Gallon Oil to Service Forklifts	
<b>Glider Oil</b>		<b>\$18,028.41</b>
	Port Propane, Marina Gasoline, Marina Diesel	
<b>LexisNexis</b>		<b>\$206.00</b>
	Legal Information	
<b>PathFinder Bank - 2024 Chevy P/U</b>		<b>\$833.15</b>
	Monthly Vehicle Loan Payment	
<b>Pitney Bowes Global Financial Serv LLC</b>		<b>\$201.18</b>
	Postage Machine Lease	
<b>Plyler Contracting and Marine Services</b>		<b>\$225.00</b>
	Tow Boat Captain	

**Port of Oswego Authority  
Imprest Bills**

September 16, 2024

W-65

<b>Plyler Contracting and Marine Services</b>		<b>\$225.00</b>
	Tow Boat Captain	
<b>S&amp;B Computer and Office Products, Inc.</b>		<b>\$151.12</b>
	Office Supplies, Housekeeping Supplies, and Credit	
<b>Taylor Northeast, Inc.</b>		<b>\$351.23</b>
	Engine Oil Filter, Knobs for Forklift Brackets	
<b>Verizon Business</b>		<b>\$128.60</b>
	Cell Phones for Bill Scriber, Pat McMahon, George Lundy, & Tammy DeCarr	
<b>Wells Fargo Financial Leasing</b>		<b>\$4,400.00</b>
	Doosan Lease	
<b>WEX Inc.</b>		<b>\$156.80</b>
	Fuel for Port Vehicles	
		<hr/> <b>\$37,255.62</b>

**Port of Oswego Authority  
Imprest Fund**

September 19, 2024  
W-69

**WD Malone Trucking & Excavating, Inc.**  
WT Repairs Pay Apps #5

**\$830,401.71**

---

**\$830,401.71**

**Port of Oswego Authority  
Imprest Bills**

September 24, 2024

W-70

<b>Bousquet Holstein PLLC</b>		<b>\$9,487.50</b>
	Legal Services - Sale of 19 East Schuyler Street & General Counsel	
<b>Business Council of NYS, Inc.</b>		<b>\$374.84</b>
	Life, AD&D, & LTD Insurance	
<b>Butler Disposal Systems Inc</b>		<b>\$110.00</b>
	Container Life & Fuel Surcharge	
<b>CSEA Employee Benefit Fund</b>		<b>\$1,517.48</b>
	Employee Dental & Vision Insurance	
<b>FitzGibbons Agency LLC</b>		<b>\$1,130.00</b>
	Policy Renewal - Crime Policy	
<b>Glider Oil</b>		<b>\$14,754.13</b>
	Port Propane, Marina Gasoline, Marina Diesel	
<b>GM Financial Leasing</b>		<b>\$292.92</b>
	Monthly Lease Payment for Equinox	
<b>Haun Welding Supply Inc.</b>		<b>\$134.80</b>
	Cylinder Lease for August 2024	
<b>Lowe's</b>		<b>\$135.99</b>
	Monthly Credit Card Charges	
<b>NYS Dept. of Agriculture &amp; Markets</b>		<b>\$15.00</b>
	Weighmaster License for George Lloyd	
<b>Paychex</b>		<b>\$978.75</b>
	Payroll Administraion & Fees	
<b>Paychex</b>		<b>\$1,237.14</b>
	Payroll Administraion & Fees	
<b>Pitney Bowes Purchase Power</b>		<b>\$49.99</b>
	Annual Account Access Fee	
<b>S&amp;B Computer and Office Products, Inc.</b>		<b>\$158.07</b>
	Port Water Cooler Rentals, Household Supplies, USGS Water Cooler Rental, & Credits	
<b>Taylor Northeast, Inc.</b>		<b>\$12,639.95</b>
	Forklift Rentals (13) & Forklift Rear-View Mirrors	
		<hr/> <b>\$43,016.56</b>

**Port of Oswego Authority**  
**A/P Aging Summary**  
**As of September 30, 2024**

	Current	1 - 30	31 - 60	61 - 90	91 - 120	> 120	TOTAL
Aflac	999.12	0.00	0.00	0.00	0.00	0.00	999.12
AmVet Office Supplies, LLC	380.56	0.00	0.00	0.00	0.00	0.00	380.56
Avaya Financial Services	2,145.50	0.00	0.00	0.00	0.00	0.00	2,145.50
Benefit Resource, Inc.	100.00	0.00	0.00	0.00	0.00	0.00	100.00
Bond, Schoeneck & King, PLLC	6,737.50	0.00	0.00	0.00	0.00	0.00	6,737.50
Burke's Do-it-Best Home Center	854.25	0.00	0.00	0.00	0.00	0.00	854.25
Butler Disposal Systems Inc	767.35	0.00	0.00	0.00	0.00	0.00	767.35
Cintas	560.80	0.00	0.00	0.00	0.00	0.00	560.80
CIT Group Inc	2,558.00	0.00	0.00	0.00	0.00	0.00	2,558.00
Cooper Electric	116.39	0.00	0.00	0.00	0.00	0.00	116.39
Glider Oil	14,117.23	0.00	0.00	0.00	0.00	0.00	14,117.23
Key Bank - B	1,437.14	0.00	0.00	0.00	0.00	0.00	1,437.14
LEAF	8,415.52	0.00	0.00	0.00	0.00	0.00	8,415.52
LexisNexis	412.00	0.00	0.00	0.00	0.00	0.00	412.00
Lozier Environmental Consulting, Inc.	1,918.00	0.00	0.00	0.00	0.00	0.00	1,918.00
MassMutual	434.56	0.00	0.00	0.00	0.00	0.00	434.56
Material Handling Products Corp.	0.00	0.00	0.00	0.00	11,115.75	0.00	11,115.75
Mikel's Auto Repair & Sales Inc.	0.00	15.00	0.00	0.00	0.00	0.00	15.00
NaGr #-04008 Security Gate, Entrance Elec	104.90	0.00	0.00	0.00	0.00	0.00	104.90
NaGr #-09104 Lighting-1 Gate, 1 NE Corner	119.15	0.00	0.00	0.00	0.00	0.00	119.15
NaGr #-32051 Storage (Silo & Barrel Bldg)	1,562.97	0.00	0.00	0.00	0.00	0.00	1,562.97
NaGr #-38103 Gas & Elec Main Warehouse	1,473.10	0.00	0.00	0.00	0.00	0.00	1,473.10
NaGr #-38107 Gas Museum	27.62	0.00	0.00	0.00	0.00	0.00	27.62
NaGr #-38118 Marina - Unit B	348.15	0.00	0.00	0.00	0.00	0.00	348.15
NaGr #-39107 F&W	570.32	0.00	0.00	0.00	0.00	0.00	570.32
NaGr #-40109 Electric Derrick	24.64	0.00	0.00	0.00	0.00	0.00	24.64
NaGr #-41109 Electric Museum	289.00	0.00	0.00	0.00	0.00	0.00	289.00
NaGr #-47025 Marina - Pier B	382.21	0.00	0.00	0.00	0.00	0.00	382.21
NaGr #-74022 Vinegar Hill	196.51	0.00	0.00	0.00	0.00	0.00	196.51
NaGr #-83002 - 22 Mercer - Security Pole	24.12	0.00	0.00	0.00	0.00	0.00	24.12
NaGr #-91027 Marina - Pier A	775.22	0.00	0.00	0.00	0.00	0.00	775.22
Oswego Auto Parts	1,112.76	0.00	0.00	0.00	0.00	0.00	1,112.76
Oswego State Athletics	0.00	0.00	0.00	1,500.00	0.00	0.00	1,500.00
PathFinder Bank - LOC (Goble/FEMA)	4,688.40	0.00	0.00	0.00	0.00	0.00	4,688.40
Plyler Contracting and Marine Services	300.00	0.00	0.00	0.00	0.00	0.00	300.00
Rivette & Rivette, PC	600.00	0.00	0.00	0.00	0.00	0.00	600.00
S&B Computer and Office Products, Inc.	365.95	0.00	0.00	0.00	0.00	0.00	365.95
Shark Welding & Repair Service	8,500.00	0.00	0.00	0.00	0.00	0.00	8,500.00
Spectrum Business (Marina)	119.98	0.00	0.00	0.00	0.00	0.00	119.98
Spectrum Business (Port)	149.97	0.00	0.00	0.00	0.00	0.00	149.97
Standard Security Life Ins. Co. of NY	919.22	0.00	0.00	0.00	0.00	0.00	919.22
State Insurance Fund	0.00	1,540.92	-979.36	0.00	0.00	-4,455.89	-3,894.33
Taylor Northeast, Inc.	3,346.95	0.00	0.00	0.00	0.00	0.00	3,346.95
WD Malone	655,803.30	0.00	0.00	0.00	0.00	0.00	655,803.30
Wells Fargo Financial Leasing	4,400.00	0.00	0.00	0.00	0.00	0.00	4,400.00
West Marine Pro	332.95	0.00	0.00	0.00	0.00	0.00	332.95
WEX Inc.	120.61	0.00	0.00	0.00	0.00	0.00	120.61
<b>TOTAL</b>	<b>728,611.92</b>	<b>1,555.92</b>	<b>-979.36</b>	<b>1,500.00</b>	<b>11,115.75</b>	<b>-4,455.89</b>	<b>737,348.34</b>

## Port of Oswego Authority A/R Aging Summary As of September 30, 2024

	Current	1 - 30	31 - 60	61 - 90	91 - 120	> 120	TOTAL
*Transient	0.00	608.00	0.00	0.00	0.00	2,490.62 <sup>1</sup>	3,098.62
ARG International	4,364.22	4,364.22	0.00	0.00	0.00	0.00	8,728.44
Castaldo, Ron	0.00	300.00	0.00	0.00	0.00	0.00	300.00
Compass Marine	1,296.00	0.00	0.00	0.00	0.00	0.00	1,296.00
Dean Marine & Excavating, Inc	9,181.50	0.00	0.00	0.00	0.00	0.00	9,181.50
DeLong, Frederick	0.00	-375.00	0.00	0.00	0.00	0.00	-375.00
Garcia, Joe	0.00	608.00	0.00	0.00	0.00	0.00	608.00
General Services Admin.	8,939.81	0.00	0.00	0.00	0.00	0.00	8,939.81
Glencore LTD.	26,159.75	0.00	0.00	0.00	0.00	0.00	26,159.75
Goldman Sachs & Co	6,200.38	0.00	0.00	0.00	0.00	0.00	6,200.38
Gunvor SA	9,674.37	0.00	0.00	0.00	0.00	0.00	9,674.37
Hartree Partners, LP	1,579.23	16,492.09	15,376.10	0.00	0.00	0.00	33,447.42
Heidelberg Materials (Lehigh)	9,866.37	0.00	0.00	0.00	0.00	0.00	9,866.37
Kerr, James	0.00	0.00	0.00	0.00	0.00	1,394.78 <sup>2</sup>	1,394.78
Lockwood, Jeremy	0.00	135.00	0.00	0.00	0.00	0.00	135.00
Manning, Greg	0.00	608.00	0.00	0.00	0.00	864.00 <sup>3</sup>	1,472.00
Marubeni America Corp.	43,976.52	0.00	0.00	0.00	0.00	0.00	43,976.52
McBrearty, Phil	0.00	635.00	0.00	0.00	0.00	0.00	635.00
McKeil Marine	875.50	2,825.56	0.00	0.00	0.00	0.00	3,701.06
McKemmie, James	0.00	513.00	0.00	0.00	0.00	0.00	513.00
Mitsubishi International Corporation	6,582.06	0.00	0.00	0.00	0.00	0.00	6,582.06
Novelis-Oswego Works	65.00	2,265.00	0.00	3,350.00 <sup>4</sup>	0.00	0.00	5,680.00
Nutrien Ag Solutions - CPS	448.99	0.00	0.00	0.00	0.00	0.00	448.99
Page Material Management	79.00	0.00	0.00	0.00	0.00	0.00	79.00
Ryan, Patrick	0.00	500.00	0.00	0.00	0.00	0.00	500.00
Shark-Attach, LLC	0.00	425.00	425.00	0.00	0.00	0.00	850.00
Spears, Thane	0.00	743.00	0.00	0.00	0.00	0.00	743.00
The DeLong Co., Inc.	427.90	0.00	0.00	0.00	0.00	0.00	427.90
WT Terminal Oswego, LLC	1,897.51	0.00	0.00	0.00	0.00	0.00	1,897.51
<b>TOTAL</b>	<b>131,614.11</b>	<b>30,646.87</b>	<b>15,801.10</b>	<b>3,350.00</b>	<b>0.00</b>	<b>4,749.40</b>	<b>186,161.48</b>

1. Calling to make payments
2. Making monthly payments
3. Followed up letter with phone call
4. Received 10/1/2024

**Grants Receivable Summary**  
as of 9/30/2024

Project #		Name	Grant Receivable
FEMA 4348	37407	East & West Terminals	\$ 1,774,604.21
REDI Funds	19515	Goble Marina	\$ 242,643.71
PFRAP	3935.59	Goble Marina	\$ 36,259.41
DOT	3935	Agricultural Center	\$ -
DOT	3935.65	East Terminal Track Rehab	\$ 2,729.07

\$ 2,056,236.40



**Port of Oswego Authority**  
**Loan Summary**  
as of September 30, 2024

<u>Name</u>	<u>Loan Balance</u>	<u>Available</u>	<u>Rate</u>
NYS first advances	\$ 3,405,925.71	\$ -	0.000%
Pathfinder Bank - LOC	\$ -	\$ 500,000.00	8.000%
Pathfinder Bank - LOC FEMA/REDI	\$ 830,401.71	\$ 569,598.29	8.000%
Note Payable - SANY Forklift	\$ 392,764.95	\$ -	7.750%
Note Payable - 2024 Chevy Silverado	\$ 41,524.48	\$ -	6.875%
Note Payable - SANY Wheel Loader	\$ 223,323.48	\$ -	6.750%

Port of Oswego Authority  
**Schedule of Assets**  
 As of September 30, 2024

	<u>Cost</u>	<u>Accum. Depr.</u>	<u>Net Book Value</u>
<b>Fixed Assets</b>			
1502000 · Land & Land Impr-Capital Assets	14,074,827.75	-8,623,469.11	5,451,358.64
1502050 · Land & Land Impr-Held for Lease	1,720,082.91	-166,594.00	1,553,488.91
1502100 · Alcan Water Line	1.00	0.00	1.00
1502300 · Bldgs & Improvem-Capital Assets	8,515,160.43	-6,906,904.54	1,608,255.89
1502350 · Bldgs & Improvem-Held for Lease	4,060,508.32	-2,445,921.00	1,614,587.32
1502400 · Office Equipment & Furniture	489,831.94	-468,900.46	20,931.48
1502500 · Operating Equipment	3,523,431.91	-2,451,505.33	1,071,926.58
1502501 · Equipment - Marina	316,721.60	-238,569.00	78,152.60
1502550 · Lease Assets	650,694.19	-158,555.00	492,139.19
1502600 · Computer Software	32,872.24	-32,872.24	0.00
<b>Total Fixed Assets</b>	<u>33,384,132.29</u>	<u>-21,493,290.68</u>	<u>11,890,841.61</u>

Port of Oswego Authority  
YTD Sales Report  
April through September 2024

	Apr - Sep 24	%	Apr - Sep 23	%	\$ Change
<b>Income</b>					
<b>4000000 · Storage</b>					
4000100 · Storage - Novelis	0.00	0.00%	2,500.00	0.11%	-2,500.00
4002800 · Storage - Marubeni	22,479.73	1.11%	9,932.07	0.44%	12,547.66
4002900 · Storage - Glencore	34,544.23	1.71%	13,173.86	0.59%	21,370.37
4003000 · Storage - Goldman Sachs	38,040.24	1.88%	6,817.59	0.30%	31,222.65
4003300 · Storage - ARG Intl.	30,323.10	1.50%	0.00	0.00%	30,323.10
4003400 · Storage - Mercuria	794.18	0.04%	10.43	0.00%	783.75
4003500 · Storage - Mitsubishi	2,291.01	0.11%	155.89	0.01%	2,135.12
4003600 · Storage - The Andersons	0.00	0.00%	49,440.00	2.20%	-49,440.00
4003900 · Storage - Kuehne & Nagel	0.00	0.00%	290.05	0.01%	-290.05
4004100 · Storage - SQC Metals	45,383.14	2.24%	0.00	0.00%	45,383.14
4004200 · Storage - Gunvor	4,494.64	0.22%	0.00	0.00%	4,494.64
4004300 · Storage - Hartree Partners	2,368.72	0.12%	0.00	0.00%	2,368.72
4004400 · Storage - The Delong Co.	1,000.00	0.05%	0.00	0.00%	1,000.00
4005000 · Storage - Miscellaneous	5,700.00	0.28%	11,529.66	0.51%	-5,829.66
4008100 · Storage - IXM	20,761.14	1.02%	6,743.58	0.30%	14,017.56
<b>Total 4000000 · Storage</b>	<b>208,180.13</b>	<b>10.28%</b>	<b>100,593.13</b>	<b>4.47%</b>	<b>107,587.00</b>
<b>4100000 · Dockage</b>					
4100100 · Dockage - Algoma Central	3,771.69	0.19%	3,771.69	0.17%	0.00
4100200 · Dockage - Lehigh (Heidelberg)	14,986.88	0.74%	13,934.72	0.62%	1,052.16
4102200 · Dockage - New England Steamship	0.00	0.00%	20,210.68	0.90%	-20,210.68
4102700 · Dockage - McKeil Marine	12,300.36	0.61%	14,521.70	0.65%	-2,221.34
4102900 · Dockage - WT Terminal	3,174.60	0.16%	2,197.80	0.10%	976.80
4105000 · Dockage - Miscellaneous	4,250.00	0.21%	2,625.00	0.12%	1,625.00
<b>Total 4100000 · Dockage</b>	<b>38,483.53</b>	<b>1.90%</b>	<b>57,261.59</b>	<b>2.55%</b>	<b>-18,778.06</b>
<b>4200000 · Wharfage</b>					
4200100 · Wharfage - Nutrien Ag	8,112.62	0.40%	2,421.23	0.11%	5,691.39
4200200 · Wharfage - Lehigh (Heidelberg)	37,010.18	1.83%	34,391.04	1.53%	2,619.14
4202500 · Wharfage - Marubeni	18,724.75	0.92%	20,981.52	0.93%	-2,256.77
4202700 · Wharfage - Glencore	3,573.68	0.18%	20,842.04	0.93%	-17,268.36
4203100 · Wharfage - Goldman Sachs	0.00	0.00%	13,201.28	0.59%	-13,201.28
4203300 · Wharfage - IXM	0.00	0.00%	15,286.35	0.68%	-15,286.35
4203600 · Wharfage - WT Terminal Oswego	4,658.29	0.23%	3,301.95	0.15%	1,356.34
4203900 · Wharfage - Gunvor	2,859.11	0.14%	0.00	0.00%	2,859.11
4205700 · Wharfage - Mitsubishi	5,146.07	0.25%	0.00	0.00%	5,146.07
4205800 · Wharfage - Hartree Partners LP	2,858.61	0.14%	0.00	0.00%	2,858.61
<b>Total 4200000 · Wharfage</b>	<b>82,943.31</b>	<b>4.09%</b>	<b>110,425.41</b>	<b>4.91%</b>	<b>-27,482.10</b>
<b>4300000 · Loading and Unloading</b>					
4300200 · Loading and Un - Nutrien Ag	21,563.56	1.06%	42,452.74	1.89%	-20,889.18
4300300 · Loading and Un - Novelis	1,190.95	0.06%	0.00	0.00%	1,190.95
4304900 · Loading and Un - Glencore	37,364.75	1.84%	32,218.48	1.43%	5,146.27
4305000 · Loading and Un - Miscellaneous	145.60	0.01%	1,560.00	0.07%	-1,414.40
4305100 · Loading and Un - Marubeni	47,563.84	2.35%	51,057.70	2.27%	-3,493.86
4305400 · Loading and Un - Goldman Sachs	0.00	0.00%	41,023.11	1.82%	-41,023.11
4305600 · Loading and Un - ARG Intl.	9,773.09	0.48%	0.00	0.00%	9,773.09
4305700 · Loading and Un - IXM	47,495.35	2.34%	25,712.60	1.14%	21,782.75

Port of Oswego Authority  
YTD Sales Report  
April through September 2024

	Apr - Sep 24	%	Apr - Sep 23	%	\$ Change
4305900 · Loading and Un - Mitsubishi	16,769.69	0.83%	911.07	0.04%	15,858.62
4306100 · Loading and Un - Anderson	0.00	0.00%	34,552.72	1.54%	-34,552.72
4306300 · Loading and Un - Kuehne&Nagel	0.00	0.00%	6,765.00	0.30%	-6,765.00
4306400 · Loading and Un - Spliethoff	0.00	0.00%	15,987.53	0.71%	-15,987.53
4306500 · Loading and Un - DSV Air & Sea	0.00	0.00%	12,164.47	0.54%	-12,164.47
4306600 · Loading and Un - SQC Metals	15.00	0.00%	0.00	0.00%	15.00
4306700 · Loading and Un - Gunvor	9,857.41	0.49%	0.00	0.00%	9,857.41
4306800 · Loading and Un - The Delong Co.	427.90	0.02%	0.00	0.00%	427.90
<b>Total 4300000 · Loading and Unloading</b>	<b>192,167.14</b>	<b>9.49%</b>	<b>264,405.42</b>	<b>11.75%</b>	<b>-72,238.28</b>
<b>4400000 · Rental</b>					
4400200 · Rental - DeLong, Fred	2,250.00	0.11%	2,250.00	0.10%	0.00
4400300 · Rental - Novelis	13,042.62	0.64%	12,728.76	0.57%	313.86
4400500 · Rental - General Svces Admin	58,668.96	2.90%	53,122.80	2.36%	5,546.16
4400600 · Rental - Lehigh (Heidelberg)	35,176.56	1.74%	35,188.56	1.56%	-12.00
4402400 · Rental - Vinegar Hill, LLC	520.86	0.03%	8,052.18	0.36%	-7,531.32
4402600 · Rental - Nutrien Ag	44,844.54	2.21%	44,750.34	1.99%	94.20
4403100 · Rental - H.Lee White Museum	1,800.00	0.09%	1,800.00	0.08%	0.00
4403300 · Rental - Fitzgibbons site	240,000.00	11.85%	96,000.00	4.27%	144,000.00
4403400 · Rental - Shark-Attach Office	2,550.00	0.13%	2,550.00	0.11%	0.00
4403500 · Rental - WT Terminal Oswego LLC	36,871.92	1.82%	36,871.92	1.64%	0.00
4403600 · Rental - Shop Units (Marina)	600.00	0.03%	600.00	0.03%	0.00
4405000 · Rental - Miscellaneous	2,250.00	0.11%	600.00	0.03%	1,650.00
<b>Total 4400000 · Rental</b>	<b>438,575.46</b>	<b>21.65%</b>	<b>294,514.56</b>	<b>13.09%</b>	<b>144,060.90</b>
<b>4500000 · Misc Income</b>					
4500200 · Misc Income - Novells	2,580.00	0.13%	0.00	0.00%	2,580.00
4501900 · Misc Income - Demurrage reimbur	-2,085.00	-0.10%	1,050.00	0.05%	-3,135.00
4502000 · Misc Income - Labor	88,835.51	4.39%	67,414.85	3.00%	21,420.66
4504900 · Misc Income - Metered Water	218.16	0.01%	188.92	0.01%	29.24
4505000 · Misc Income - Other	34,447.63	1.70%	47,245.23	2.10%	-12,797.60
4505400 · Misc Income - Security East	38,787.60	1.91%	38,286.32	1.70%	501.28
<b>Total 4500000 · Misc Income</b>	<b>162,783.90</b>	<b>8.04%</b>	<b>154,185.32</b>	<b>6.85%</b>	<b>8,598.58</b>
<b>4600000 · Stevedoring</b>					
4601200 · Stevedoring - New Eng Steamship	0.00	0.00%	15,000.00	0.67%	-15,000.00
4601800 · Stevedoring - Marubeni	169,084.28	8.35%	186,574.24	8.29%	-17,489.96
4601900 · Stevedoring - Glencore	33,487.64	1.65%	185,829.97	8.26%	-152,342.33
4602400 · Stevedoring - Goldman Sachs	0.00	0.00%	123,465.23	5.49%	-123,465.23
4602500 · Stevedoring - IXM	0.00	0.00%	138,767.09	6.17%	-138,767.09
4602600 · Stevedoring - McKeil Marine	4,802.50	0.24%	3,825.00	0.17%	977.50
4602800 · Stevedoring - Mitsubishi	48,221.84	2.38%	0.00	0.00%	48,221.84
4603100 · Stevedoring - Hartree Partners	26,786.93	1.32%	0.00	0.00%	26,786.93
4605000 · Stevedoring - Miscellaneous	0.00	0.00%	4,742.89	0.21%	-4,742.89
4606100 · Stevedoring - Gunvor	26,791.61	1.32%	0.00	0.00%	26,791.61
<b>Total 4600000 · Stevedoring</b>	<b>309,174.80</b>	<b>15.26%</b>	<b>658,204.42</b>	<b>29.25%</b>	<b>-349,029.62</b>
<b>4800000 · Marina Income</b>	<b>590,646.00</b>	<b>29.16%</b>	<b>610,298.56</b>	<b>27.13%</b>	<b>-19,652.56</b>
<b>4850000 · RV Park</b>	<b>2,735.00</b>	<b>0.14%</b>	<b>0.00</b>	<b>0.00%</b>	<b>2,735.00</b>
<b>Total Income</b>	<b>2,025,689.27</b>	<b>100.00%</b>	<b>2,249,888.41</b>	<b>100.00%</b>	<b>-224,199.14</b>

October 2024

**Port of Oswego Authority  
Imprest Bills**

October 1, 2024

W-72

<b>Avaya Financial Services</b>	Phone Lease	<b>\$2,145.50</b>
<b>Benefit Resource, Inc.</b>	Monthly Administration Fee	<b>\$100.00</b>
<b>Burke's Do-it-Best Home Center</b>	Plywood for Marina, Bushings, Coupling, Tape, Winterization Supplies	<b>\$854.25</b>
<b>Cintas</b>	Work Unifroms, Floor Mats	<b>\$560.80</b>
<b>Glider Oil</b>	Port Propane, Marina Diesel, Marina Gasoline	<b>\$10,507.72</b>
<b>Key Bank - B</b>	Monthly Credit Card Charges	<b>\$1,437.14</b>
<b>LEAF</b>	Copier Lease	<b>\$156.99</b>
<b>Material Handling Products Corp.</b>	Materials/Labor/Installation for Repairs to the Loading Dock	<b>\$11,115.75</b>
<b>Oswego Auto Parts</b>	Engine Oil, Compressor for Tractor Trailer, Core Charge, Grease, Brake Parts, Paint Marker for Boat Repair, Oil Filter	<b>\$1,112.76</b>
<b>S&amp;B Computer and Office Products, Inc.</b>	USGS Water, Water Bottles for Port	<b>\$80.92</b>
<b>Shark Welding &amp; Repair Service</b>	Marina Repairs - Hoist/Gin Pole Repairs	<b>\$8,500.00</b>
<b>Taylor Northeast, Inc.</b>	Engine Oil and Knob Brackets for Forklift	<b>\$44.04</b>
<b>William Scriber</b>	Conference/Meeting Reimbursement	<b>\$558.25</b>
<b>Deborah Godden</b>	Reimbursement	<b>\$909.60</b>
		<hr/> <b>\$38,083.72</b>

**Port of Oswego Authority  
Imprest Bills**

October 8, 2024

W-75

<b>Cooper Electric</b>		<b>\$116.39</b>
	LED Panel (replace light), Motion Light Switch Cover (Goble Marina)	
<b>Ed &amp; Ed Business Technology, Inc.</b>		<b>\$95.35</b>
	Contract Charge for Copier	
<b>CIT Group Inc</b>		<b>\$2,558.00</b>
	Trackmobile Lease	
<b>Glider Oil</b>		<b>\$552.41</b>
	Port Diesel, Port Propane	
<b>LEAF</b>		<b>\$8,258.53</b>
	Heavy Forklift Monthly Payment	
<b>National Grid</b>		<b>\$550.12</b>
	Electric Supply & Delivery (4 Accounts)	
<b>PathFinder Bank - LOC (Goble/FEMA)</b>		<b>\$4,688.40</b>
	LOC Interest Payment	
<b>Paychex</b>		<b>\$1,221.40</b>
	Payroll Administration & Fees	
<b>S&amp;B Computer and Office Products, Inc.</b>		<b>\$103.55</b>
	Office Supplies, Port Water, & Credits	
		<hr/> <b>\$18,144.15</b>

**Port of Oswego Authority  
Imprest Bills**

October 11 - 16, 2024  
W-77

<b>John Miller Lumber</b>	Plywood for Marina Barn Floor	<b>\$615.00</b>
<b>AmVet Office Supplies, LLC</b>	Office Supplies (Packing Tape, Folders, Ink, Paper), Housekeeping Supplies	<b>\$328.92</b>
<b>Butler Disposal Systems Inc</b>	Trash & Recycle Service, Fuel Surcharges, Dumpster Rental	<b>\$767.35</b>
<b>Computer Outlet North, Inc.</b>	Monthly E-Mails & Cloud Back-up, & Monitoring Application	<b>\$208.50</b>
<b>Glider Oil</b>	Port Propane, Marina Diesel	<b>\$3,913.26</b>
<b>Mikel's Auto Repair &amp; Sales Inc.</b>	Inspection for 2024 Chevy Truck	<b>\$15.00</b>
<b>National Grid</b>	Electric Delivery & Supply (9 Accounts)	<b>\$5,347.79</b>
<b>Oswego State Athletics</b>	2024-2025 SUNY Oswego Athletic Sponsorship	<b>\$1,500.00</b>
<b>PathFinder Bank - 2024 Chevy P/U</b>	Monthly Vehicle Loan Payment	<b>\$833.15</b>
<b>Plyler Contracting and Marine Services</b>	Tow Boat Captain	<b>\$300.00</b>
<b>Rivette &amp; Rivette, PC</b>	Payment for Arbitrator for ILA Negotiations	<b>\$600.00</b>
<b>S&amp;B Computer and Office Products, Inc.</b>	Office Supplies & Household Cleaning Supplies	<b>\$120.52</b>
<b>Shark Welding &amp; Repair Service</b>	Forklift Racks Repairs (5 forklifts)	<b>\$7,500.00</b>



**Port of Oswego Authority**  
**Imprest Bills**

October 11 - 16, 2024  
W-77

<b>Taylor Northeast, Inc.</b>		<b>\$3,302.91</b>
	Repairs to Forklifts(steering valve leak, steering line damage, oil leaks)	
<b>Verizon Business</b>		<b>\$127.84</b>
	Cell Phones for Bill Scriber, Pat McMahon, George Lundy, & Tammy DeCarr	
<b>West Marine Pro</b>		<b>\$332.95</b>
	Winterization/Shop Use Items for Marina & Items for Tow Boat	
<b>WEX Inc.</b>		<b>\$120.61</b>
	Fuel for Port Vehicles	
<b>Fredrick G. Ashby, Jr.</b>		<b>\$147.35</b>
	Net Pay for Lost Check/Pay Date 06/26/2024	
		<hr/> <b>\$26,081.15</b>

**Port of Oswego Authority**  
**Imprest Bills**

October 17 - 22, 2024

W-81

<b>LEAF</b>		<b>\$5,482.09</b>
	Wheel Loader Monthly Payment (initial payment with fees)	
<b>AmVet Office Supplies, LLC</b>		<b>\$51.64</b>
	Office Supplies - Batteries, Post-It Notes	
<b>Bond, Schoeneck &amp; King, PLLC</b>		<b>\$6,737.50</b>
	Legal Services - ILA Negotiations	
<b>Bousquet Holstein PLLC</b>		<b>\$5,823.75</b>
	Legal Services - USBP Station Sale & General Counsel Matters	
<b>Business Council of NYS, Inc.</b>		<b>\$374.84</b>
	Life, AD&D, & LTD Insurance	
<b>Business Council of NYS, Inc.</b>		<b>\$419.00</b>
	BCINS Program Participant - Membership Investment Additional Voluntary Dues, & Voluntary PPI Contribution	
<b>Chirello Advertising</b>		<b>\$3,205.75</b>
	Advertising & Press Releases - ILA Contract, DeLong Articles	
<b>CSEA Employee Benefit Fund</b>		<b>\$1,517.48</b>
	Employee Dental & Vision Insurance	
<b>FitzGibbons Agency LLC</b>		<b>\$110,478.00</b>
	Multiple Policy Installments	
<b>Glider Oil</b>		<b>\$5,781.04</b>
	Port Propane, Port Diesel, Marina Diesel, & Marina Gasoline	
<b>Haun Welding Supply Inc.</b>		<b>\$130.56</b>
	Cylinder Rental for September 2024	
<b>LexisNexis</b>		<b>\$206.00</b>
	Legal Information	
<b>Lowe's</b>		<b>\$49.59</b>
	Monthly Credit Card Charges	
<b>Paychex</b>		<b>\$991.25</b>
	Payroll Administration & Fees	
<b>Paychex</b>		<b>\$1,925.69</b>
	Payroll Administration & Fees	
<b>Pitney Bowes Purchase Power</b>		<b>\$150.00</b>
	Postage Meter Refill	

**Port of Oswego Authority**  
**Imprest Bills**

October 17 - 22, 2024  
W-81

<b>S&amp;B Computer and Office Products, Inc.</b>		<b>\$200.80</b>
	Office Supplies, USGS Water, Port Water Cooler Rental, Port Water, & Credits	
<b>Standard Security Life Ins. Co. of NY</b>		<b>\$919.22</b>
	DBL & PFL Quarterly Premium	
<b>SUNY Oswego</b>		<b>\$4,394.25</b>
	Payroll for Probe Lab Students	
		<hr/>
		<b>\$148,838.45</b>

**Port of Oswego Authority  
Imprest Bills**

October 25, 2024  
W-82

<b>Taylor Northeast, Inc.</b>		<b>\$12,558.00</b>
	13 Forklift Rentals	
<b>Wells Fargo Financial Leasing</b>		<b>\$4,400.00</b>
	Doosan Lease	
		<hr/>
		<b>\$16,958.00</b>

**Port of Oswego Authority  
Imprest Bills**

October 29, 2024  
W-83

<b>Scot-min Enterprises</b>		<b>\$1,305.52</b>
	Lumber for replacing wood on the dock at the Marina under the Gin Pole	
<b>American Great Lakes Ports Association</b>		<b>\$4,589.25</b>
	Membership Dues - 4th Quarter 2024 Dues	
<b>Butler Disposal Systems Inc</b>		<b>\$110.00</b>
	Container Lift & Fuel Surcharge	
<b>Cintas</b>		<b>\$539.70</b>
	Work Uniforms & Floor Mats	
<b>Glider Oil</b>		<b>\$362.66</b>
	Port Propane	
<b>GM Financial Leasing</b>		<b>\$292.92</b>
	Monthly Lease Payment for Equinox	
<b>Grainger</b>		<b>\$24.94</b>
	Motor Run Capacitor for Light Plants	
<b>LEAF</b>		<b>\$156.99</b>
	Copier Lease	
<b>Oswego Auto Parts</b>		<b>\$246.77</b>
	Shop Use Items - Battery Charger and Oil Filters for Winterization Purposes at Marina	
<b>Plyler Contracting and Marine Services</b>		<b>\$275.00</b>
	Tow Boat US Captain (5.5 hours)	
<b>S&amp;B Computer and Office Products, Inc.</b>		<b>\$127.52</b>
	Office Supplies - USGS Water Cooler Rental and Housekeeping Items, Credits	
		<b><u>\$8,031.27</u></b>

**Port of Oswego Authority  
Imprest Fund**

October 30, 2024  
W-84

**WD Malone Trucking & Excavating, Inc.**  
WT Repairs Pay Apps #6

**\$655,803.30**

---

**\$655,803.30**

**Port of Oswego Authority**  
**A/P Aging Summary**  
As of October 31, 2024

	Current	1 - 30	31 - 60	61 - 90	91 - 120	> 120	TOTAL
Aflac	1,431.54	0.00	0.00	0.00	0.00	0.00	1,431.54
Avaya Financial Services	2,145.50	0.00	0.00	0.00	0.00	0.00	2,145.50
Babcock Highway Supply, Inc.	211.20	0.00	0.00	0.00	0.00	0.00	211.20
Benefit Resource, Inc.	100.00	0.00	0.00	0.00	0.00	0.00	100.00
Brady Systems	0.00	40,698.00	0.00	0.00	0.00	0.00	40,698.00
Burke's Do-it-Best Home Center	47.48	0.00	0.00	0.00	0.00	0.00	47.48
Business Council of NYS, Inc.	0.00	-419.00	0.00	0.00	0.00	0.00	-419.00
Butler Disposal Systems Inc	243.65	0.00	0.00	0.00	0.00	0.00	243.65
C&S Engineers, Inc.	117,008.96	0.00	0.00	0.00	0.00	0.00	117,008.96
Cintas	88.02	0.00	0.00	0.00	0.00	0.00	88.02
CIT Group Inc	2,558.00	0.00	0.00	0.00	0.00	0.00	2,558.00
City of Oswego Water - #000004-000	1,183.00	0.00	0.00	0.00	0.00	0.00	1,183.00
City of Oswego Water - #006583-000	110.20	0.00	0.00	0.00	0.00	0.00	110.20
Computer Outlet North, Inc.	0.00	828.00	0.00	0.00	0.00	0.00	828.00
Eagle Associates of Cazenovia, LLC	290,646.60	0.00	0.00	0.00	0.00	0.00	290,646.60
Glider Oil	1,238.27	0.00	0.00	0.00	0.00	0.00	1,238.27
Key Bank - B	4,239.69	0.00	0.00	0.00	0.00	0.00	4,239.69
LEAF	11,745.62	0.00	0.00	0.00	0.00	0.00	11,745.62
LexisNexis	206.00	0.00	0.00	0.00	0.00	0.00	206.00
Lockwood Septic Service CDS, Inc.	160.00	0.00	0.00	0.00	0.00	0.00	160.00
Lozier Environmental Consulting, Inc.	0.00	1,918.00	0.00	0.00	0.00	0.00	1,918.00
MassMutual	368.52	0.00	0.00	0.00	0.00	0.00	368.52
NaGr #-04008 Security Gate, Entrance Elec	151.47	0.00	0.00	0.00	0.00	0.00	151.47
NaGr #-09104 Lighting-1 Gate, 1 NE Corner	120.64	0.00	0.00	0.00	0.00	0.00	120.64
NaGr #-32051 Storage (Silo & Barrel Bldg)	2,934.31	0.00	0.00	0.00	0.00	0.00	2,934.31
NaGr #-38103 Gas & Elec Main Warehouse	1,833.30	0.00	0.00	0.00	0.00	0.00	1,833.30
NaGr #-38107 Gas Museum	118.11	0.00	0.00	0.00	0.00	0.00	118.11
NaGr #-38118 Marina - Unit B	315.02	0.00	0.00	0.00	0.00	0.00	315.02
NaGr #-39107 F&W	938.42	0.00	0.00	0.00	0.00	0.00	938.42
NaGr #-40109 Electric Derrick	23.34	0.00	0.00	0.00	0.00	0.00	23.34
NaGr #-40127 11 Lake St Gas & Elec.	26.26	0.00	0.00	0.00	0.00	0.00	26.26
NaGr #-41109 Electric Museum	265.51	0.00	0.00	0.00	0.00	0.00	265.51
NaGr #-47025 Marina - Pier B	163.28	0.00	0.00	0.00	0.00	0.00	163.28
NaGr #-74022 Vinegar Hill	124.56	0.00	0.00	0.00	0.00	0.00	124.56
NaGr #-83002 - 22 Mercer - Security Pole	25.41	0.00	0.00	0.00	0.00	0.00	25.41
NaGr #-91027 Marina - Pier A	344.35	0.00	0.00	0.00	0.00	0.00	344.35
Oswego Auto Parts	322.60	0.00	0.00	0.00	0.00	0.00	322.60
PathFinder Bank - LOC (Goble/FEMA)	5,720.43	0.00	0.00	0.00	0.00	0.00	5,720.43
Raby's Ace Homecenter	85.47	0.00	0.00	0.00	0.00	0.00	85.47
S&B Computer and Office Products, Inc.	797.79	0.00	0.00	0.00	0.00	0.00	797.79
Shark Welding & Repair Service	19,600.00	0.00	0.00	0.00	0.00	0.00	19,600.00
State Insurance Fund	0.00	0.00	0.00	0.00	-979.36	-1,374.05	-2,353.41
Taylor Northeast, Inc.	2,159.75	0.00	0.00	0.00	0.00	0.00	2,159.75
Tracey Road Equipment, Inc.	6,800.00	0.00	0.00	0.00	0.00	0.00	6,800.00
WD Malone	632,138.24	0.00	0.00	0.00	0.00	0.00	632,138.24
WEX Inc.	215.23	0.00	0.00	0.00	0.00	0.00	215.23
<b>TOTAL</b>	<b>1,108,955.74</b>	<b>43,025.00</b>	<b>0.00</b>	<b>0.00</b>	<b>-979.36</b>	<b>-1,374.05</b>	<b>1,149,627.33</b>

## Port of Oswego Authority A/R Aging Summary As of October 31, 2024

	Current	1 - 30	31 - 60	61 - 90	91 - 120	> 120	TOTAL
*Transient	0.00	0.00	608.00	0.00	0.00	2,490.62 <sup>1</sup>	3,098.62
ARG International	10,343.62	0.00	0.00	0.00	0.00	0.00	10,343.62
Castaldo, Ron	0.00	0.00	300.00	0.00	0.00	0.00	300.00
Dean Marine & Excavating, Inc	1,324.00	0.00	0.00	0.00	0.00	0.00	1,324.00
DeLong, Frederick	0.00	-375.00	0.00	0.00	0.00	0.00	-375.00
Garcia, Joe	0.00	0.00	608.00	0.00	0.00	0.00	608.00
General Services Admin.	8,939.81	0.00	0.00	0.00	0.00	0.00	8,939.81
Glencore LTD.	66,408.96	0.00	0.00	0.00	0.00	0.00	66,408.96
Goldman Sachs & Co	8,298.02	0.00	0.00	0.00	0.00	0.00	8,298.02
GT Commodities (Gerald Metals)	0.00	1,976.41	0.00	0.00	0.00	0.00	1,976.41
Gunvor SA	43,978.78	7,893.74	0.00	0.00	0.00	0.00	51,872.52
Hartree Partners, LP	1,579.23	0.00	0.00	0.00	0.00	0.00	1,579.23
Heidelberg Materials (Lehigh)	4,224.69	0.00	0.00	0.00	0.00	0.00	4,224.69
Kerr, James	0.00	0.00	0.00	0.00	0.00	1,294.78 <sup>2</sup>	1,294.78
Lockwood, Jeremy	0.00	0.00	135.00	0.00	0.00	0.00	135.00
Manning, Greg	0.00	0.00	608.00	0.00	0.00	864.00 <sup>3</sup>	1,472.00
Marubeni America Corp.	42,381.46	0.00	0.00	0.00	0.00	0.00	42,381.46
McKeil Marine	5,729.81	1,475.50	0.00	0.00	0.00	0.00	7,205.31
McKemie, James	0.00	0.00	513.00	0.00	0.00	0.00	513.00
Mitsubishi International Corporation	49,205.89	0.00	0.00	0.00	0.00	0.00	49,205.89
Novellis-Oswego Works	3,875.00	5,385.00	65.00	0.00	0.00	0.00	9,325.00
Nutrien Ag Solutions - CPS	8,522.02	0.00	0.00	0.00	0.00	0.00	8,522.02
Oswego Expeditions/Destination Expedi...	0.00	100.00	0.00	0.00	0.00	0.00	100.00
Oswego Yacht Club	-100.00	0.00	0.00	0.00	0.00	0.00	-100.00
Ryan, Patrick	0.00	0.00	500.00	0.00	0.00	0.00	500.00
Shark-Attach, LLC	0.00	425.00	425.00	0.00	425.00	0.00	1,275.00 <sup>4</sup>
The DeLong Co., Inc.	4,463.39	0.00	0.00	0.00	0.00	0.00	4,463.39
WT Terminal Oswego, LLC	10,719.64	1,897.51	0.00	0.00	0.00	0.00	12,617.15
<b>TOTAL</b>	<b>269,894.32</b>	<b>18,778.16</b>	<b>3,762.00</b>	<b>0.00</b>	<b>425.00</b>	<b>4,649.40</b>	<b>297,508.88</b>

1. Calling to make payments
2. Making monthly payments
3. Followed up with letter and phone call
4. Received 11/7/2024



**Grants Receivable Summary**  
as of 10/31/2024

Project #		Name	Grant Receivable
FEMA 4348	37407	East & West Terminals	\$ 2,418,700.56
REDI Funds	19515	Goble Marina	\$ 242,643.71
PFRAP	3935.59	Goble Marina	\$ 36,259.41
DOT	3935	Agricultural Center	\$ 311,749.19
DOT	3935.65	East Terminal Track Rehab	\$ 2,729.07

\$ 3,012,081.94

**Port of Oswego Authority**  
**Loan Summary**  
as of October 31, 2024

<u>Name</u>	<u>Loan Balance</u>	<u>Available</u>	<u>Rate</u>
NYS first advances	\$ 3,405,925.71	\$ -	0.000%
Pathfinder Bank - LOC	\$ 86,205.01	\$ 413,794.99	8.000%
Pathfinder Bank - LOC FEMA/REDI	\$ 1,400,000.00	\$ -	8.000%
Note Payable - SANY Forklift	\$ 387,043.03	\$ -	7.750%
Note Payable - 2024 Chevy Silverado	\$ 40,928.57	\$ -	6.875%
Note Payable - SANY Wheel Loader	\$ 218,849.14	\$ -	6.750%

**Port of Oswego Authority**  
**Schedule of Assets**  
 As of October 31, 2024

	<u>Cost</u>	<u>Accum. Depr.</u>	<u>Net Book Value</u>
<b>Fixed Assets</b>			
1502000 · Land & Land Impr-Capital Assets	14,074,827.75	-8,623,469.11	5,451,358.64
1502050 · Land & Land Impr-Held for Lease	1,720,082.91	-166,594.00	1,553,488.91
1502100 · Alcan Water Line	1.00	0.00	1.00
1502300 · Bldgs & Improvem-Capital Assets	8,515,160.43	-6,906,904.54	1,608,255.89
1502350 · Bldgs & Improvem-Held for Lease	4,060,508.32	-2,445,921.00	1,614,587.32
1502400 · Office Equipment & Furniture	489,831.94	-468,900.46	20,931.48
1502500 · Operating Equipment	3,526,931.91	-2,451,505.33	1,075,426.58
1502501 · Equipment - Marina	316,721.60	-238,569.00	78,152.60
1502550 · Lease Assets	650,694.19	-158,555.00	492,139.19
1502600 · Computer Software	32,872.24	-32,872.24	0.00
<b>Total Fixed Assets</b>	<u>33,387,632.29</u>	<u>-21,493,290.68</u>	<u>11,894,341.61</u>

Port of Oswego Authority  
**YTD Sales Report**  
April through October 2024

	<u>Apr - Oct 24</u>	<u>%</u>	<u>Apr - Oct 23</u>	<u>%</u>	<u>\$ Change</u>
4305700 · Loading and Un - IXM	47,495.35	1.93%	25,712.60	1.02%	21,782.75
4305900 · Loading and Un - Mitsubishi	27,949.12	1.14%	911.07	0.04%	27,038.05
4306100 · Loading and Un - Anderson	0.00	0.00%	40,141.10	1.60%	-40,141.10
4306300 · Loading and Un - Kuehne&Nagel	0.00	0.00%	6,765.00	0.27%	-6,765.00
4306400 · Loading and Un - Spliethoff	0.00	0.00%	15,987.53	0.64%	-15,987.53
4306500 · Loading and Un - DSV Air & Sea	0.00	0.00%	12,164.47	0.48%	-12,164.47
4306600 · Loading and Un - SQC Metals	15.00	0.00%	0.00	0.00%	15.00
4306700 · Loading and Un - Gunvor	46,180.98	1.88%	0.00	0.00%	46,180.98
4306800 · Loading and Un - The Delong Co.	9,591.48	0.39%	0.00	0.00%	9,591.48
<b>Total 4300000 · Loading and Unloading</b>	<b>278,297.55</b>	<b>11.33%</b>	<b>282,974.56</b>	<b>11.28%</b>	<b>-4,677.01</b>
<b>4400000 · Rental</b>					
4400200 · Rental - DeLong, Fred	2,625.00	0.11%	2,625.00	0.10%	0.00
4400300 · Rental - Novelis	15,216.39	0.62%	14,850.22	0.59%	366.17
4400500 · Rental - General Svces Admin	68,447.12	2.79%	61,976.60	2.47%	6,470.52
4400600 · Rental - Lehigh (Heidelberg)	40,961.82	1.67%	40,978.32	1.63%	-16.50
4402400 · Rental - Vinegar Hill, LLC	607.67	0.02%	9,394.21	0.37%	-8,786.54
4402600 · Rental - Nutrien Ag	52,318.63	2.13%	52,250.34	2.08%	68.29
4403100 · Rental - H.Lee White Museum	2,100.00	0.09%	2,100.00	0.08%	0.00
4403300 · Rental - Fitzgibbons site	300,000.00	12.21%	128,000.00	5.10%	172,000.00
4403400 · Rental - Shark-Attach Office	2,975.00	0.12%	2,975.00	0.12%	0.00
4403500 · Rental - WT Terminal Oswego LLC	43,017.24	1.75%	43,017.24	1.71%	0.00
4403600 · Rental - Shop Units (Marina)	700.00	0.03%	700.00	0.03%	0.00
4405000 · Rental - Miscellaneous	2,900.00	0.12%	700.00	0.03%	2,200.00
<b>Total 4400000 · Rental</b>	<b>531,868.87</b>	<b>21.64%</b>	<b>359,566.93</b>	<b>14.33%</b>	<b>172,301.94</b>
<b>4500000 · Misc Income</b>					
4500200 · Misc Income - Novelis	8,420.00	0.34%	0.00	0.00%	8,420.00
4501900 · Misc Income - Demurrage reimbur	-2,085.00	-0.08%	1,050.00	0.04%	-3,135.00
4502000 · Misc Income - Labor	108,641.46	4.42%	83,980.35	3.35%	24,661.11
4504900 · Misc Income - Metered Water	218.16	0.01%	188.92	0.01%	29.24
4505000 · Misc Income - Other	43,044.68	1.75%	52,775.96	2.10%	-9,731.28
4505400 · Misc Income - Security East	46,165.28	1.88%	40,243.82	1.60%	5,921.46
4505600 · Misc Income - BIDCO	0.00	0.00%	1,890.00	0.08%	-1,890.00
<b>Total 4500000 · Misc Income</b>	<b>204,404.58</b>	<b>8.32%</b>	<b>180,129.05</b>	<b>7.18%</b>	<b>24,275.53</b>
<b>4600000 · Stevedoring</b>					
4601200 · Stevedoring - New Eng Steamship	0.00	0.00%	15,000.00	0.60%	-15,000.00
4601800 · Stevedoring - Marubeni	192,978.90	7.85%	209,769.17	8.36%	-16,790.27
4601900 · Stevedoring - Glencore	73,668.30	3.00%	185,829.97	7.41%	-112,161.67
4602400 · Stevedoring - Goldman Sachs	0.00	0.00%	123,465.23	4.92%	-123,465.23
4602500 · Stevedoring - IXM	0.00	0.00%	150,353.52	5.99%	-150,353.52
4602600 · Stevedoring - McKeil Marine	5,240.25	0.21%	4,675.00	0.19%	565.25
4602800 · Stevedoring - Mitsubishi	80,368.71	3.27%	0.00	0.00%	80,368.71
4603100 · Stevedoring - Hartree Partners	26,786.93	1.09%	0.00	0.00%	26,786.93
4605000 · Stevedoring - Miscellaneous	6,693.09	0.27%	4,742.89	0.19%	1,950.20
4606100 · Stevedoring - Gunvor	26,791.61	1.09%	0.00	0.00%	26,791.61
<b>Total 4600000 · Stevedoring</b>	<b>412,527.79</b>	<b>16.79%</b>	<b>693,835.78</b>	<b>27.65%</b>	<b>-281,307.99</b>
<b>4800000 · Marina Income</b>	<b>639,163.55</b>	<b>26.01%</b>	<b>662,500.26</b>	<b>26.40%</b>	<b>-23,336.71</b>
<b>4850000 · RV Park</b>	<b>3,360.00</b>	<b>0.14%</b>	<b>0.00</b>	<b>0.00%</b>	<b>3,360.00</b>
<b>Total Income</b>	<b>2,457,355.99</b>	<b>100.00%</b>	<b>2,509,204.96</b>	<b>100.00%</b>	<b>-51,848.97</b>

Port of Oswego Authority  
**YTD Sales Report**  
April through October 2024

	Apr - Oct 24	%	Apr - Oct 23	%	\$ Change
<b>Income</b>					
<b>4000000 · Storage</b>					
4000100 · Storage - Novelis	0.00	0.00%	5,000.00	0.20%	-5,000.00
4002800 · Storage - Marubeni	27,731.83	1.13%	14,482.17	0.58%	13,249.66
4002900 · Storage - Glencore	37,067.13	1.51%	19,207.66	0.77%	17,859.47
4003000 · Storage - Goldman Sachs	44,240.63	1.80%	8,058.38	0.32%	36,182.25
4003300 · Storage - ARG Intl.	32,836.01	1.34%	0.00	0.00%	32,836.01
4003400 · Storage - Mercuria	794.18	0.03%	10.43	0.00%	783.75
4003500 · Storage - Mitsubishi	2,291.01	0.09%	155.89	0.01%	2,135.12
4003600 · Storage - The Andersons	0.00	0.00%	57,680.00	2.30%	-57,680.00
4003900 · Storage - Kuehne & Nagel	0.00	0.00%	290.05	0.01%	-290.05
4004100 · Storage - SQC Metals	52,780.39	2.15%	0.00	0.00%	52,780.39
4004200 · Storage - Gunvor	7,244.85	0.29%	0.00	0.00%	7,244.85
4004300 · Storage - Hartree Partners	3,947.95	0.16%	0.00	0.00%	3,947.95
4004400 · Storage - The Delong Co.	2,000.00	0.08%	0.00	0.00%	2,000.00
4004500 · Storage - GT Commodities	1,976.41	0.08%	0.00	0.00%	1,976.41
4005000 · Storage - Miscellaneous	6,100.00	0.25%	12,076.27	0.48%	-5,976.27
4008100 · Storage - IXM	20,761.14	0.84%	12,285.71	0.49%	8,475.43
<b>Total 4000000 · Storage</b>	<b>239,771.53</b>	<b>9.76%</b>	<b>129,246.56</b>	<b>5.15%</b>	<b>110,524.97</b>
<b>4100000 · Dockage</b>					
4100100 · Dockage - Algoma Central	3,771.69	0.15%	7,543.38	0.30%	-3,771.69
4100200 · Dockage - Lehigh (Heidelberg)	17,639.04	0.72%	16,586.88	0.66%	1,052.16
4102200 · Dockage - New England Steamship	0.00	0.00%	20,210.68	0.81%	-20,210.68
4102700 · Dockage - McKell Marine	14,850.42	0.60%	16,286.04	0.65%	-1,435.62
4102900 · Dockage - WT Terminal	4,761.90	0.19%	2,930.40	0.12%	1,831.50
4105000 · Dockage - Miscellaneous	4,250.00	0.17%	3,725.00	0.15%	525.00
<b>Total 4100000 · Dockage</b>	<b>45,273.05</b>	<b>1.84%</b>	<b>67,282.38</b>	<b>2.68%</b>	<b>-22,009.33</b>
<b>4200000 · Wharfage</b>					
4200100 · Wharfage - Nutrien Ag	8,112.62	0.33%	13,136.76	0.52%	-5,024.14
4200200 · Wharfage - Lehigh (Heidelberg)	43,331.45	1.76%	41,742.17	1.66%	1,589.28
4202500 · Wharfage - Marubeni	21,584.11	0.88%	23,760.91	0.95%	-2,176.80
4202700 · Wharfage - Glencore	7,861.62	0.32%	20,842.04	0.83%	-12,980.42
4203100 · Wharfage - Goldman Sachs	0.00	0.00%	13,201.28	0.53%	-13,201.28
4203300 · Wharfage - IXM	0.00	0.00%	16,674.72	0.66%	-16,674.72
4203600 · Wharfage - WT Terminal Oswego	6,790.63	0.28%	4,311.56	0.17%	2,479.07
4203900 · Wharfage - Gunvor	2,859.11	0.12%	0.00	0.00%	2,859.11
4205000 · Wharfage - Miscellaneous	714.26	0.03%	0.00	0.00%	714.26
4205700 · Wharfage - Mitsubishi	8,576.66	0.35%	0.00	0.00%	8,576.66
4205800 · Wharfage - Hartree Partners LP	2,858.61	0.12%	0.00	0.00%	2,858.61
<b>Total 4200000 · Wharfage</b>	<b>102,689.07</b>	<b>4.18%</b>	<b>133,669.44</b>	<b>5.33%</b>	<b>-30,980.37</b>
<b>4300000 · Loading and Unloading</b>					
4300200 · Loading and Un - Nutrien Ag	22,360.58	0.91%	44,393.38	1.77%	-22,032.80
4300300 · Loading and Un - Novelis	1,190.95	0.05%	0.00	0.00%	1,190.95
4304900 · Loading and Un - Glencore	56,015.96	2.28%	32,218.48	1.28%	23,797.48
4305000 · Loading and Un - Miscellaneous	145.60	0.01%	1,560.00	0.06%	-1,414.40
4305100 · Loading and Un - Marubeni	55,481.80	2.26%	58,716.34	2.34%	-3,234.54
4305400 · Loading and Un - Goldman Sachs	2,097.64	0.09%	44,404.59	1.77%	-42,306.95
4305600 · Loading and Un - ARG Int.	9,773.09	0.40%	0.00	0.00%	9,773.09

# Exhibit D

November 5, 2024

Mr. William W. Scriber  
Executive Director  
Port of Oswego Authority  
1 East 2<sup>nd</sup> Street  
Oswego, NY 13216

Re: Supplemental Fee for Engineering and Construction Administration Services for the Port of Oswego  
03RED02 – Goble Marina

File: 301.030.002

Dear Mr. Scriber:

C&S's agreement for engineering and construction administration services for the Goble Marina Project; 03RED02 was for a total of \$363,819.55 as documented in our 11/30/2023 supplemental agreement. Construction at this time was estimated to have been completed by the 5/31/2024 however, due to the many of the circumstances described below, the project was substantially completed 8/9/2024. Despite the challenges experienced to date and those likely remaining prior to completion, C&S is committed to seeing the project through to completion.

**Additional Effort Performed (November 25, 2023, through December 31, 2024):**

- Complete installation of utility pedestals, electrical feeds and waterlines on main east dock. Some/all of this may need to be self-performed by the Port unless there is construction budget remaining. This required effort from C&S to review materials, installation methods and as-needed construction observation.
- Install hand railings for steps/transitions to aluminum ramps at concrete dock abutments and along the back side of the of the main, 6 foot wide east side dock. This was self-performed by the Port and required effort from C&S to review materials, installation methods and as-needed construction observation.
- Install fencing at north end of marina by pavilion extend existing chain link fence westward to water's edge, add locking mechanisms to gates at north and east pedestrian access points and repair/secure existing service gate used for construction access. This was performed by a fencing contractor selected by the Port and required effort from C&S to review the layout, materials, installation methods and as-needed construction observation.
- C&S provided technical support during the installation of spud pile to anchor the docks in-place. Installation was completed by a Subcontractor to WD Malone (Prime). C&S reviewed proposed pile materials and installation method/procedures, confirmed pile installation locations, lengths including total and embedment, as-needed construction observation.



- C&S provided bidding support services for the pavilion/bath house renovations to issue addenda as needed and to review bids received and make an award recommendation to the Port. Bids received were significantly over budget and the Port decided not to award the project to a Contractor and instead, self-performed the work.
- C&S coordinated with Port to identify the type of dock brackets that needed to be installed to replace brackets provided by contractor that resulted in unstable dock conditions for users, especially on the west side docks.
- Meetings, discussions, and coordination with the Port, including answering questions, preparation of detailed memo about pavilion/bath house renovations, dock configuration and water depths for the Board of Directors.
- Review and processing of change orders and payment applications with the Contractor.
- Preparation of As-Built drawings documenting how the project was constructed for the Port's records.
- Support the Port administratively as needed to close out the project.

As of November 1, 2024, C&S has exceeded the current approved maximum amount payable (MAP) budget of \$363,819.55 by \$1,961.12 and estimates approximately \$4,500.00 in additional fee will be required to complete the As-Built drawings and remaining administration/support to close out the project from 11/1/2024 through 12/31/2024. The total amount of engineering effort is estimated to be \$370,280.67; which is an increase of \$6,461.12 from the previous MAP of \$363,816.55. This amount is simply an estimate at this time and is subject to change based on actual effort required.

A supplemental consultant agreement has been prepared and is included for execution. If you have any questions, would like to discuss or need any additional information, please do not hesitate to contact me.

Sincerely,

C&S ENGINEERS, INC.

Carl W. Rode, PE  
*Department Manager*



## SUPPLEMENTAL CONSULTANT AGREEMENT

**PROJECT: Port of Oswego Authority  
03RED02 – Goble Marina**

This Supplemental Agreement made this 5<sup>th</sup> day of November 2024, by and between the Port of Oswego Authority (hereinafter referred to as the "SPONSOR"), and C&S Engineers, Inc., (hereinafter referred to as the "CONSULTANT").

**WITNESSETH:** Whereas the SPONSOR and the CONSULTANT have entered into a Lump Sum Consultant Agreement for Engineering Services dated June 3, 2020 for the undertaking of the above titled project, the SPONSOR and the CONSULTANT agree to amend said Agreement with this Supplemental Consultant Agreement in accordance with the following items:

**ITEM NO. 1:** The Goble Marina project is being funded under the NYS REDI program. The NYS REDI program is being administered by DASNY. Since the project's inception, C&S has been tracking our fees using DASNY's professional fee formula. A chart showing DASNY's formula is below:

**Professional Term Contract Fee Schedule**

Approved Construction Budget	Consultant Fee
<= \$100,000	17.00% x Approved Construction Budget
\$100,001 to \$250,000	\$17,000 + 16.0% of the amount over \$100,000
\$250,001 to \$500,000	\$41,000 + 13.0% of the amount over \$250,000
\$500,001 to \$1,000,000	\$73,500 + 10.5% of the amount over \$500,000
\$1,000,001 to \$3,000,000	\$126,000 + 8.1% of the amount over \$1,000,000
\$3,000,001 to \$5,000,000	\$288,000 + 7.0% of the amount over \$3,000,000
\$5,000,001 to \$7,500,000	\$428,000 + 6.0% of the amount over \$5,000,000
\$7,500,000 to \$10,000,000	\$578,000 + 5.0% of the amount over \$7,500,000

**ITEM NO. 2:** The currently approved "if-bid" construction budget is \$2,441,030.66, which yields professional fees of \$242,723.48. This project has required considerable revisions due to changing approaches and conditions requiring the project to be advertised twice with the award and construction subsequently being further delayed while reviews and approvals, particularly with minority enterprise goals, were completed by New York State prior to being able to proceed. Effort to design and bid for the renovations of the bathhouse and pavilion which was subsequently not awarded because bids significantly exceeded the available construction budget, required additional time and professional services to perform. Despite the changing nature of the project, C&S's initial fee is generally "on-schedule" relative to DASNY's professional services formulas:

- \$262,408.00 initial engineering fee
- \$15,000.00 supplemental 1 effort
- \$279,908.00 supplemental 1, executed 9/28/2021

- 83,911.55 supplemental 2, effort
- \$363,819.55 supplemental 2, 11/30/2023
- \$1,961.12 supplemental 3, additional effort through 11/1/2024
- \$4,500.00 supplemental 3, estimated effort to complete project
- \$370,280.67 TOTAL design fee

**ITEM NO. 3:** The intent is for the entire project budget to remain at or below the funded amount. As you know, we have been tracking the project costs quite closely and have been managing project costs to this end. Based on the most current cost-tracking data, we expect to complete the project for costs under the funded amount.

Except as amended herein the aforementioned Consultant Agreement and all terms and conditions contained therein between the SPONSOR and CONSULTANT shall remain in full force and effect.

**IN WITNESS WHEREOF**, this Supplemental Consultant Agreement has been executed by the SPONSOR, acting by and through the Port of Oswego Authority, who has caused the seal of his or her office to be affixed hereto, and by the CONSULTANT, acting by and through a duly-authorized officer, effective the day and year first above-written.

**SPONSOR**

**CONSULTANT**

**Port of Oswego Authority**

**C&S Engineers, Inc.**

**Title:** \_\_\_\_\_  
William W. Scriber

**By:**  \_\_\_\_\_  
Carl W. Rode, P.E.

**Title:** Executive Director

**Title:** Department Manager

**Date:** \_\_\_\_\_

**Date:** November 5, 2024